



The Jersey Broadcaster

NEWSLETTER OF THE NEW JERSEY ANTIQUE RADIO CLUB

October 2009

Volume 15 Issue 10



**MEETING/
ACTIVITY
NOTES**

Reported by Marv Beeferman

THE ON-LINE BROADCASTER

The New Jersey Broadcaster is now on-line. To date, 97 of your fellow NJARC members have subscribed, saving the club over \$1900 a year. Interested? Send your e-mail address to:

mbeeferman@cs.com

Be sure to include your full name.

We had a very nice turnout for September's "members-only" auction and a few desirable items changed hands at reasonable prices. Thanks again to Frank Johnson for donating half of the auction proceeds from a number of box lots that he offered for sale. Thanks also to Steve Goulart for picking up and "salting" the offerings with some attractive donations (Radiola AR-812, Sonora 3-dialer, Radiola 44, etc.). And finally, thanks to Ray Chase for providing a photo tour of the AWA annual meet.

Our capacitor maven, John Ruccolo, announces that he has added axial-lead electrolytics to the club's capacitor program. The following values @ 450V are now available: 10, 22, 33, 47 and 100 uf. John reminds us that the capacitors are being sold almost at-cost and, with the other values in the program, the club is only making pennies per capacitor. Thanks John for your efforts in maintaining and upgrading the program.

The archives and artifacts of the David Sarnoff Library are scheduled to be out of the building by year's end. John Tyminski and Dave Sica have been following up on several year's effort by high school volunteers to box and label reports and notebooks. However, there is a significant volume to be completed for shipping to the Hagley Library. If you're willing and able to spend a day a week (unfortunately,



MEETING NOTICE

NOTE: MEETING AT BOWEN HALL!

The next NJARC meeting will take place on Friday, October 9th, at 7:30 PM at Princeton's Bowen Hall (70 Prospect Ave.). Directions to Bowen Hall may be found at the club's website (<http://www.njarc.org>). The technical portion of the meeting will be provided by Al Klase as a follow-up to a previous presentation: "Short Wave Superheterodynes - Part 2: The Development of Post-War Tube-Type Communication Receivers." If you missed Part 1, you can view a recording at the NJARC web site. Also scheduled is an auction of items from the Gatowski estate; a listing of items is included in this month's *Broadcaster*.

weekends and evenings are not available) to assemble, fill and label boxes, it would be a great help. Library executive director Dr. Alex Magoun promises to throw in lunch at the legendary cafeteria where the General requested his three anniversary

gifts. Let's give "Dr. Alex" the same support he has provided to the club throughout these many years. Dr. Magoun may be reached at amagoun@davidsarnoff.org.

Our next Repair Clinic is scheduled for October 17th at InfoAge. Opening time to NJARC members and the public is 10:00 AM. "Experts" are requested to arrive at 9:00 AM. If you are planning to attend and don't have a schematic of the set to be worked on, it would be appreciated that you contact president Richard Lee (radiatorich@prodigy.net) with the make and model numbers of the radios you are bringing so that we may prepare in advance.

Our Parsippany swapmeet will be held on Saturday, November 7th. Please note from the flyer in this month's *Broadcaster* that vendors will not be admitted until 7:15. This will be strictly enforced!

We're also approaching the Halloween gala at InfoAge and the NJARC is a major participant. Ray Chase does a significant amount of work in preparing for this and it is only fair to offer him as much help as possible. We always need people to help set-up and man (brides of Frankenstein also welcome) our "mad scientist" exhibits. Contact Ray at raydio862@verizon.net.

Don't forget our Old Equipment Contest in November and our Holiday Party on December 12th in the beautiful and historic dining room of InfoAge's Marconi Hotel.

THE TORCH IS PASSED



For some 15 years, Marty Friedman's "Radio Bag" has been a perennial favorite at NJARC show-and-tells. The torch has finally been passed at September's "member's only" auction. Let the buyer be aware of the curse associated with not bringing it to at least one show-and-tell each year!

THE JERSEY BROADCASTER is the newsletter of the New Jersey Antique Radio Club (NJARC) which is dedicated to preserving the history and enhancing the knowledge of radio and related disciplines. Dues are \$20 per year and meetings are held the second Friday of each month.

The Editor or NJARC is not liable for any other use of the contents of this publication.

PRESIDENT:
Richard Lee
(914)-589-3751

VICE PRESIDENT:
Harry Klancer
(732)-238- 1083

SECRETARY/EDITOR:
Marv Beeferman
(609)-693-9430

TREASURER:
Sal Brisindi
(732)-308-1748

SERGEANT-AT-ARMS (WEST):
Rotating

SERGEANT-AT-ARMS (EAST):
Rick Weingarten
(732)-370-8206

TRUSTEES:
Ray Chase (908)-757-9741
Phil Vourtsis (732)-446-2427
Tom Provost (609)-259-7634

TECHNICAL COORDINATOR:
Al Klase
(908)-782-4829

TUBE PROGRAM:
Gary D'Amico
(732)-271-0421

SCHEMATIC PROGRAM:
Aaron Hunter
(609)-267-3065

CAPACITOR PROGRAM:
John Ruccolo
(609)-426-4568

RESISTOR PROGRAM:
Walt Heskes
(732)-205-9143

WEB COORDINATOR:
Dave Sica
(732)-382-0618
<http://www.njarc.org>

MEMBERSHIP SECRETARY:
Marsha Simkin
33 Lakeland Drive
Barneгат, N.J. 08005
(609)-660-8160

OLD EQUIPMENT CONTEST... JUST A MONTH AWAY

With the NJARC Old Equipment Contest scheduled for November 13th, its not too early to start thinking about what you plan to enter. Here are the basic rules, but try to keep in mind that documentation and a nice display are usually the keys to a winning entry:

1. Each member may submit no more than one entry per category and no more than a total of three entries.
2. Entries are not required to be demonstrated as working, but a statement of restoration to full operability (honor system) on the entry's description will be used as a basis for judging.
3. Categories are as follows:


- A. Crystal sets
- B. Battery radios - 1930 and earlier
- C. AC radios - up to 1940
- D. AC radios - after 1940
- E. Transistor radios
- F. Novelty radios
- G. Communication and military radios
- H. Ephemera/Advertising/Literature (books, magazines, catalogs, posters, photographs, postcards, etc.)
- I. Radio Accessories (speakers, headphones, antennas, tubes, parts, test equipment, etc.)
- J. Entertainment items (TVs, phonographs, recording devices, stereos, etc.)
- K. Open category

4. Members will be asked to judge entries based on the following guidelines (obviously, you can't vote for your own entry):

- a) General appearance and condition (is the entry restored, cleaned, working and generally presentable or "as found").
- b) Documentation (ads, journal articles, books, news clips, photos, magazine articles, manuals, etc.).
- c) Effort (how much work was put into restoration, appearance, documentation and display).
- d) Rarity (is the entry relatively hard to find).

5. Awards: Three major awards will be presented at the December Holiday Party which represent the most ballots received from ALL categories. Ribbons will also be awarded to the 1st and 2nd place winners in each category.

Here's some examples from last year's contest to give you an idea of typical entries:



ART KINGSLEY PASSES

By Richard Lee

It saddens me to report the passing of friend and NJARC member Art Kingsley on September 24th at the age of 86. Art was raised in a New York orphanage and graduated into Uncle Sam's Army during WW II. He later studied electronics under the G.I. Bill and started a career that spanned TV repairman to retirement from the U.S.M.A at West Point as an electronics instructor.

Art was a founding member of the Hudson Valley Antique Radio and Phono Society and even became an aviator later in life. He will especially be remembered for his generosity of time and patience in helping to promote our knowledge of radio restoration. He was a mentor to me and to so many others and will surely be missed.



A RADIO STORY: THE RADIO THAT NOBODY WANTED

By Bob Bennett

I want to tell you a radio story that, although it includes the typical classic radio dilemmas, it concludes with a happy ending. Do I want it? What do I want to do with it? Where do I put it?... Sounds familiar?

Back in February, we had an auction at the David Sarnoff Library that everyone

looked forward to. If you happen to watch Dave Sica's video, to the right of auctioneer Al Klase, you can see this lonely, dirty console with a ripped grille cloth. I examined this radio before the auction and saw a complete, 9-tube Airline (eye tube included) that appeared very restorable. When the console came on the block, Al could not even coerce a one dollar bid. As fate would have it, president Richard Lee yelled out for someone to take it home before it became landfill. I raised my hand because, although I did not know what I would do with this radio, I just couldn't see it going in the garbage.



The Airline radio as it sat in my wife's craft room.

The next morning, I scratched my head and thought why did this radio follow me home? A few days passed and I spoke to Mike Christensen (who, sick at home, missed the auction) and discussed the events of the meeting. I mentioned the Airline, and he said "I wonder who got that? It looks like a nice radio." Well, knowing that I had really no where to fit it in my house, I asked him if he wanted it. Mike replied "I think my father-in-law Ted probably would. Do you think we could fix it up and give it to him for his birthday in September?" I answered "OK, we can do this."

The Airline model 62-901 has a 9-tube chassis with broadcast and shortwave (6-18 MHz) bands. The tube complement is as follows:

80 Rectifier
76 Oscillator
6A7 1st Detector
6D6 I.F.

75 2nd Detector and 1st Audio
76 Balancing exciter
41 & 41 Push/Pull output
6U5 Tuning eye

The chassis received a full "shotgun" recap. Individual parts were tested and just two out-of-tolerance resistors and one bad mica cap in the shortwave part of the RF section were found. The 1 megohm resistor behind the eye was almost 2 megohms! The replacement was a 820 Kohm resistor that allowed the 6U5 to shutter better without compromising its performance.

The only real surprise was the volume control (it didn't work). It was found that a previous owner had put a 22 gauge wire behind the back of the shaft to make the wiper inside make better contact. Ugh! Well, I didn't have a replacement but two weeks later, I found a correct replacement on Ebay for a fair price. After that, the radio became a player and all it needed was an alignment. A 1-amp, in-line fuse was also added to the primary of the transformer for safety.

The cabinet was not all that bad. The top was stripped, sanded and then six coats of clear lacquer was applied with sanding between coats. A final 3000-grit wet sanding and polishing followed.

The front and sides were stained and wiped down with a tack cloth. The stain actually will be absorbed by the original varnish, prevent it from shrinking and get it to lay down if it is not too cracked or crazed. This was done twice, once a day for two days.

The grille cloth was in bad shape and needed replacement. Mike and I found a roll of some generic grill cloth with enough to do about 10 consoles for all of five bucks. We were not all that concerned with originality. I tried to polish the bezel, but did not get the look I hoped for, so it got painted gold.



The finished cabinet.

The radio was put together and, as a final test, was played in our home for a few months, usually on the weekends. The time finally came when it was ready for the new owner. The radio was wrapped (thanks to my talented wife) and then off to the birthday party.



The birthday boy gets a surprise.



Hey...it's an old radio!

Needless to say, it was a nice day and both Mike and especially Ted were very happy with the radio. I intend to go back soon and help Mike put up a good old outdoor antenna as the radio was meant to have. I made a "homebrew" loop inside the set for now and it does a fair job getting stations on both bands.

The cost of all parts was about 30 dollars. The look on Ted's face was priceless when he first saw the radio. More importantly, the radio should be around for another 70 years for future generations to enjoy rather than another lump in the landfill. After all, we are preservationists!

Now you know the rest of the story!

THE GATOWSKI AUCTION (October 9th)

- 1 Sony half-inch video recorder
 - 2 2 Ford digital car radios with cassette
 - 3 Lot: video/audio accessories
 - 4 Lot: bunch of smaller transformers
 - 5 Lot: CB equipment, 2 car units, 1 portable
 - 6 Lot: VOMs (3): Triplett, Micronta, Truvohm
 - 7 Visual Balance Indicator
 - 8 Vintage VOM, 'Universal AVOMeter'
 - 9 Lot: VOMs (3): 2- Triplett, 1 Micronta
 - 10 Windup phono, parts unit
 - 11 Lot: 4 small microphones, bunch of AC adaptors, JFD cable amp
 - 12 Lot: 4 soldering irons, glue gun
 - 13 Lot: 6 transistor radios, some novelty
 - 14 DC power supply, 6 and 12 volts, 0.4 amps
 - 15 Lot: Assorted antennas and associated wiring
 - 16 Lot: 2 table radios, plastic, Motorola, Zenith
 - 17 Philco wooden table radio, 2 bands (1940s)
 - 18 Emerson Bakelite table radio (1940s)
 - 19 B&K Mutual Inductance Tube Tester
 - 20 Freshman Masterpiece- pull down front panel, with tubes
 - 21 Grundig Majestic model 4085
 - 22 Jackson Audio Frequency Oscillator
 - 23 Color bar generator
 - 24 Meggar
 - 25 Philco portable projection TV
 - 26 Military scope
 - 27 Philco table radio, model 42-321
 - 28 RCA '45 attachment model 45J2
 - 29 Lot: 2 plastic radios, Philco, Zenith F512
 - 30 Multi Video Distribution System (Archer)
 - 31 Lot: 3 portable radios, Emerson, Centurian, Arrow
 - 32 Lot: transistor radios, Singer, Summit, GE
 - 33 RCA Victor wood table radio model 8X53
 - 34 Precision Tube Tester model 920
 - 35 RCA Color Bar Generator, model WR-64A
 - 36 Precision Signal Generator, model E-200
 - 37 Dyna Jet tube tester
 - 38 Scope, model T12
 - 39 Homebrew power supply
 - 40 Voltage Calibrator
 - 41 B&K CRTY Rejuvenator, model 400
- 42
- Lot: knobs, potentiometers, Western Electric fire detection wire
- 43 Drawer containing hundreds of resistors
 - 44 Lot: resistors, caps
 - 45 Lot: 2 VOMs, Micronta, Cal Term, GE Nicad charger
 - 46 Lot: Atari system with 19 games
 - 47 Lot: 5 plastic transistor radios, 3 portable, 2 plug-in
 - 48 Lot: Alarm system parts
 - 49 '45 changer, no base

MONTCLAIR MYSTERY SOLVED

At the August show-and-tell, and as reported in the September *Broadcaster*, Ray Chase showed a wood case with a brass plate inscribed with "Montclair Radio Manufacturing Corp., Montclair NJ." The company remained a mystery until honorary NJARC member and Tube Collector Association (TCA) president Ludwell Sibley provided the following information:

"A great tool for cracking obscure cases like this is the "Battery Set Compendium" produced by our TCA guy Greg Hunolt. In this case, the M.R.M.C. existed only in 1922, offering one model of non-regenerative receiver (no Arm-

strong license?). They are reported as having advertised in "Radio Dealer" for July 1922, and being listed in the November 1922 "Radio Redbook" as a "maker of vacuum tube radio sets." Looks like you have a one hit wonder."

"The Compendium is a big Excel file covering (gasp) 1768 companies and 5921 models. It comes with "help" and other auxiliary files. If you ask politely, Greg will e-mail you a copy."

"Now you need the innards of the radio!"



TUBES ON THE MOVE

Over the years, member Gary D'Amico has been graciously storing what has grown to be a large volume of donations to the NJARC tube program. Although we have been attempting to limit our acquisitions to the most commonly used radio tubes, we still have accumulated a significant amount of tubes that are untested or will never be used by our members. In addition to those stored at Gary's house, there are others stored at InfoAge and by other club members. As member Ray Chase rightfully points out, "To me, it's a mind boggling situation and one that has been ignored for too long."

Your Board is pleased to report that some initial progress has been made in dealing with the situation and a plan has evolved for ultimately dealing with the status of what is presently a very large, unevaluated tube volume. Last month, Ray Chase, Al Klase, Phil Vourtsis and Dave Sica helped Gary D'Amico move a large amount of his inventory to a storage locker at InfoAge. The locker, provided by Dave Sica, has limited capacity and will only provide a temporary situation. Initially, there was some opposition to any sort of permanent or semi-permanent tube storage facility at InfoAge since it might only provide a band-aid that would just maintain the status quo. But in conversation with InfoAge Director Fred Carl, Ray Chase appears to have come up with a viable solution.

There is a 13 X 29 shed next to one of the "H" buildings that might serve as a semi-permanent storage/work facility. It is a solid building and next to the original Camp Evans tube development lab that originally contained lab support equipment; therefore, it has some historic significance. It has corrugated steel on the outside and is physically separate from the "H" building, so fire concerns should be minimal. With a solid wood floor raised about a foot or more above grade, it should remain dry. The interior could use some work (sheetrock, adding some joists to the ceiling, window and door repairs, etc.) but, with some help, nothing appears overwhelming. The shed is wired for lights but it needs a new power feed. The roof looks OK and Ray feels that a couple



of weeks of cleanup and repair should make the shed at least habitable.

Logistically, Ray suggests that shelving could be arranged around the interior walls and sorting and testing tables located in the center. "This ought to give us enough room to finally get all our tubes in one spot so that we can see what we have and deal with them."

Of course, getting this shed ready won't come with the wave of a magic wand; we'll be depending on a "little help" from our NJARC friends for the success of this project. Remember, the tubes and the problems that go along with them belong to the club and it's in our best interest to effectively deal with them now before they overwhelm us.

To further tackle the problem, a tube committee was organized about six months ago to provide direction for the sorting and storage process. Some of the general conclusions of the committee are as follows:

1. Tubes should be stored in standard cartons, all with the same dimensions, for ease of stacking, access and movement. Dave Sica and Marv Beeferman have offered rugged cartons for this purpose.
2. As long as each carton is limited to only a few tube types, there will be no need at present to individually box loose tubes. This project may be deferred to a later date when the tube inventory has been reduced to a manageable level.
3. The storage environment should be

maintained to control humidity. Natural circulation may be viable for this purpose except during a few high humidity months in the summer when a high-efficiency dehumidifier might be considered. The temperatures at InfoAge shouldn't be that excessive such that tube viability would be affected; we're mostly interested in mold formation and maintaining the original tube boxes.

4. Members familiar with the applications, rarity and pricing of tubes should be relied upon to provide major input into creating "filters" for the sorting process.

5. Tube sorting should be attacked first, since this would be the most expedient way to quickly reduce our inventory. Tube testing is a slow process and may be deferred until the inventory is manageable. However, some testing is expected to help maintain the club's tube program inventory.

6. "Tube Parties" might be a great way to get members involved in the sorting and testing process and provide an opportunity to make a contribution to the club in a social environment where no special skills would be required. Bring the wife, kids, grandkids and we'll supply the pizza and soda. You might also learn a little about basic tube applications and vintage.

Any other ideas? Care to help out? The club would be glad to hear from you!



New Jersey Antique Radio Club's FALL SWAP MEET



Parsippany PAL Building
Smith Field
Route 46 & 33 Baldwin Road
Parsippany, New Jersey 07054



Saturday, November 7, 2009

**Walk around auction
starts at 11:30 am.
Bring in your attic
treasures for free
appraisal!**



**Expert Antique Radio
Repair Available.
Refreshments Available.
Easy ground level access.**

Open to the Public
(8:00 am to 1:00 pm)

Vendor Set-Up at 7:15 am
**\$5.00 ENTRANCE FEE
CLUB DONATION**

**(70) 8 ft. Tables
\$20.00 for members
\$25.00 for non-members
Reserved Additional Tables \$15.00
At the Door \$20.00**

**FOR DIRECTIONS
VISIT OUR WEBSITE: WWW.NJARC.ORG
OR MAPQUEST.
(33 Baldwin Rd., Parsippany, NJ 07054)**

Vendors Make Your Reservations Now!

Contacts:

President
Richard Lee
(914) 589-3751
president@njarc.org

Vice President
Harry Klancer
(732) 238-1083
vp@njarc.org

Secretary
Marv Beferman
(609) 693-9430
secretary@njarc.org

COTTAGE FOR SALE

**Edited by
Marv Beeferman**

✱✱✱✱✱✱✱✱✱✱
 ✱ **FOR SALE: Cottage, sits on a** ✱
 ✱ **secluded, 18-acre rock site of** ✱
 ✱ **the North Antrim coast, two** ✱
 ✱ **miles outside Ballycastle.** ✱
 ✱ **Breathtaking sea views, sur-** ✱
 ✱ **rounded by rural countryside.** ✱
 ✱ **Being unoccupied for four** ✱
 ✱ **years, cottage is in a poor state** ✱
 ✱ **of repair but could be re-** ✱
 ✱ **paired and restored. Said to** ✱
 ✱ **be the Irish home of a famous** ✱
 ✱ **Italian inventor. £400,000** ✱
 ✱✱✱✱✱✱✱✱✱✱



BBC News recently announced that the "Irish home" of wireless pioneer Guglielmo Marconi was for sale. Just the spot for some budding inventor to quietly tinker with electromagnetic waves while getting inspiration from magnificent views of the sea. The property is known as "Marconi's cottage" and was understood to be the location where Marconi carried out early wireless transmission and reception experiments in 1898 between Ireland's Ballycastle and Rathlin Island. Or was it? Here's the rest of the story.

Under commission by Lloyds of London, Marconi came to Ballycastle in 1898. The exact purpose is not completely clear. Perhaps it was related to the fact that "wireless telegraphy" promised to become the most important development in tracking incoming and outgoing vessels. The possibility had come of age when, with Marconi equipped stations all

along the coast, all vessels within 25 miles of shore could make their presence known and send or receive communications. So apparent were the advantages of such a system that Lloyds, in May, 1898, entered into negotiations for the setting up of Marconi "instruments" at various of their ship communication stations and a preliminary trial was commissioned between Rathlin Island and Ballycastle.

Another factor may have been the location. All transatlantic shipping coming and going from Liverpool passed between Torr Head and the Mull of Kintyre. Torr Head already had a signaling station which relied on semaphore communication. Therefore, Rathlin to Ballycastle would have been the ideal location. These early contracts from Lloyds, along with others from the Royal Navy, British Army and three shipping companies, would give the new company its first income and the foundations of what today is a multi-national company.

There are however, some incorrect facts around the work that took place in Ballycastle. First, the cottage referred to as "Marconi's Cottage," situated on the shoreline, was not where the reception of transmissions were received. As James O. Kane, ex-Town Clerk of the local District Council pointed out in an article in the *Irish News*, the former Antrim County Council, misled by local Post Office officials, put a plaque on the cottage. Not only was it at the wrong location, but the date on the plaque of 1904 was also wrong.


In addition, the transmissions and receptions were not as some accounts claimed. They were not "the first transmission or receptions over water" or indeed the "first wireless transmissions in the world." However, they were a part of the development of wireless telegraphy which would revolutionized communications, especially for mariners.

Marconi's assistant, George Kemp arrived in Ballycastle on June 4th, 1898 and was assisted by Edward Glanville, a young graduate of Trinity College, Dublin. Kemp also employed a John Cecil of Rathlin Island to assist in the work they would undertake. Several other local people probably helped in the task of erecting and securing the mast at the east lighthouse and at Ballycastle. Kemp identified the east lighthouse on Rathlin and the harbor area in Ballycastle as the

best locations for the two signal stations.

They set about erecting an eighty-foot antenna at the east lighthouse on Rathlin. At, first they could not get any reception at the harbor in Ballycastle. After researching other locations in Ballycastle, they eventually increased the mast size at "White Lodge" to 104 feet. This seemed to solve the problem and on July 6th, Kemp recorded the first signals transmitted from Rathlin Island by Edward Glanville.

The group continued with their experimental trials until George Kemp was instructed to go to Kingston (now Dun Laoghaire), Dublin. Marconi had been commissioned by the Dublin Daily Express to report on the progress of the Kingston Regatta (July 20-22, 1898). He did this from a steam tug, sending wireless messages back to the harbor where they were subsequently telephoned to Dublin.



Kemp and Marconi at a later date.

Becoming what many believe to be have been the first "live" transmission of a sporting event in the world, in the process Marconi gained immense publicity for the technology and his company.

There seems to be some confusion as to some dates and whether Edward Glanville actually accompanied Kemp to Dublin or not. The date of the Regatta meant that Kemp and Glanville would have been away together. Yet accounts tell of the untimely death of Edward Glanville taking place on Sunday, July 21st, 1894 when he tragically stumbled and fell down a cliff on Rathlin Island.

Marconi is recorded as having arrived in Ballycastle on August 29th and spending four days there, during which time he visited and checked the equipment and transmissions on Rathlin Island. He left for London on September 2nd and went on to develop the basis for most long distance communications before satellite.

CONNECTIONS

Free exposure for buyers and sellers! Unless requested otherwise, each ad will run for two months in both the *Jersey Broadcaster* and the *Delaware Valley Oscillator*. All buying and selling transactions are the responsibility of the parties involved.

Are you aware that NJARC now has a resistor program which includes many commonly needed replacements? Contact Walt Heskes at any club meeting for details.

FOR SALE

Check out NJARC's capacitor program for those most commonly needed replacements. Contact John Ruccolo at any club meeting or call him at home (609)-426-4568 to find out what's available. All proceeds go to the club.

WWII AN/PRT-1 jammer. Basically a spark transmitter with a timer made in the last months of WWII, complete with a copy of the manual. Asking \$150 + shipping, or pickup. Contact Gary Berg, 24 Pat Road, Newburgh, NY 12550. bergg@hvc.rr.com

WANTED

Rare or unusual wire recorders such as Soviet Type MH-61, WWII Signal Corps RD-15/ANQ-1, GE model 20N. Also wanted is an un-modified BC-652A with dynamotor. Contact Gary Berg, 24 Pat Road, Newburgh, NY 12550 bergg@hvc.rr.com

9002 and 9003 tubes for a BC-639 receiver. Rob Flory (robandpj@earthlink.net).

Good 17PKP4 crt. John Tyminski tubeularelectronics@gmail.com

WANTED: Radio repairmen and restorers. Run out of your own radios to work on? The club and Infoage have received a quantity of radio donations, some of which would look good in our museum. Others will be set aside for traveling displays, trading or resale as fundraisers. Many of these radios only need a good cleaning and polishing and a minor electrical checkout. Take one or two home with you and practice your skills...even if you just want to clean them up. Contact Ray Chase at our next meeting, at 908-757-9741 or at enrpnr@erols.com.

SOME SELECTIONS FROM OUR SEPTEMBER "MEMBERS-ONLY" AUCTION



Heathkit receiver - \$25



Silvertone "transoceanic" - \$25



Browning Drake "parts" set - \$80




American Bosch - \$30




Radiola "portable" w/tubes - \$50

Don't miss the Gatowski auction scheduled for the October meeting... See page 4.



Crosley regen. - \$20



Hammerlund - \$40