

The Jersey Broadcaster

NEWSLETTER OF THE NEW JERSEY ANTIQUE RADIO CLUB

May 2010

Volume 16 Issue 5



MEETING/ ACTIVITY NOTES

Reported by Marv Beeferman

It was unfortunate that I missed the Spring swapmeet; many members reported that a number of seldom seen items turned up for sale. John Ruccolo reported that "it was amazing to see both an RCA AR-77 and AR-88 show up at the same meet." Thanks, to Harry Klancer and Dick Hurff, you'll find some photos in this month's *Broadcaster*. You'll also appreciate an article by Ray Chase on a unique item that he purchased but never expected to find.

John Ruccolo had an experience that we all can empathize with:

"A guy had a cute little 7-inch electrostatic Motorola; cabinet in very decent shape and priced right - \$35. I lifted it up to take a better look and found out the hard way that the chassis was not bolted in. It began to slide out the back (the back cover was missing) which in turn pulled the knobs off the front and they began clattering all over the table. Then, bird seed and mouse turds began pouring, and I mean pouring, out the bottom. I decided to pass. At one time, kids watched the Mouseketeers on that TV, but in later years the TV "housed" the Mouseketeers."

We had a great show-and-tell at the March meeting and some really nice items were captured on digital film. They also make an appearance in this month's *Broadcaster*. At the upcoming April meeting, we are looking forward to a 50-item estate sale courtesy of president Richard Lee. You'll find a listing of items and some photos of selected items on page 5.

NJARC Executive Board elections will take place at the June meeting and the May meeting will provide your last chance to nominate a candidate. You must be a paid member for 2010 to offer a nomination or to vote. Even if we have no nominations,



MEETING NOTICE

The next monthly NJARC meeting will take place on Friday, May 14th at 7:30 PM at InfoAge. Directions to InfoAge may be found on the club's website (<http://www.njarc.org>). If you've been waiting for another club auction, don't miss this meeting. Courtesy of president Richard Lee, we'll have a collection of estate items looking for new homes. An auction list and photos of some of the items can be found in this month's *Broadcaster*. We'll also be accepting nominations for our Executive Board election which will take place in June.

election of previous officers will be confirmed by secret ballot cast by all attendees at the June meeting.

Did you know that the latest news about what's happening at InfoAge is available on the web? InfoAge director Fred Carl reviews what's taken place during the past week and what's coming up in the future. Check out <http://infoage-blog.blogspot.com/>. You might be surprised at how much is going on.


section of routes 634 and 579, just south of Mercer County Airport.

John Tyminski reports that he had a great time at the Early Television Convention this April. He and Dave Sica loaded a 10-foot box truck with donations from the David Sarnoff Library and they were thankfully received. John says that he was blown away by the museum's collection: a prototype 1928 GE octagon mechanical TV, a 1920s mechanical TV camera, a 1935 RCA prototype electronic TV, running CT-100s, TK-12s and TT-5s. One of his favorite presentations was on the rebuilding of a 15GP22 CRT.

John also noted that sometimes it pays to be a radio collector in a sea of TV junkies. Three late 1950s lighted RCA Victor dealer display cases were given to him free when there was no interest in them at the auction.

In closing, I'd like to offer this little editorial. At the April meeting, I was talking to Walt Heskes about

his great "HAMster" article that he submitted for the *Broadcaster*. He mentioned that he couldn't believe the lack of contributions to OUR newsletter based on the restorations and flea market finds of our membership. I tend to agree with him; you all can't be sitting at home watching Seinfeld reruns all day! Of course, Walt is a professional writer and not everyone can meet his standards. But you really would be surprised how far a few words and a couple of pictures can go. Look at the banner; this is Volume 16...I'm getting a little tired.



Dumpster food? See page 7 of this month's *Broadcaster*

The May 12th meeting of the Delaware Valley Radio Association will feature a talk on the history of the Lawrenceville AT&T shortwave radio station that was located at what is now part of Mercer County Park Northwest. Developed to facilitate international radio communication, the facility was known to local residents as the "pole farm" because of numerous wooden antenna supports that appeared to be growing from the ground. The DVRA meets at Our Lady of Good Counsel Church, 137 West Upper Ferry Road, West Trenton NJ. The church is located one-quarter mile west of the inter-

THE JERSEY BROADCASTER is the newsletter of the New Jersey Antique Radio Club (NJARC) which is dedicated to preserving the history and enhancing the knowledge of radio and related disciplines. Dues are \$20 per year and meetings are held the second Friday of each month.

The Editor or NJARC is not liable for any other use of the contents of this publication.

PRESIDENT:

Richard Lee
(914)-589-3751

VICE PRESIDENT:

Harry Klancer
(732)-238-1083

SECRETARY/EDITOR:

Marv Beeferman
(609)-693-9430

TREASURER:

Sal Brisindi
(732)-308-1748

SERGEANT-AT-ARMS (WEST):

Rotating

SERGEANT-AT-ARMS (EAST):

Rick Weingarten
(732)-370-8206

TRUSTEES:

Ray Chase (908)-757-9741
Phil Vourtsis (732)-446-2427
Tom Provost (609)-259-7634

TECHNICAL COORDINATOR:

Al Klase
(908)-782-4829

TUBE PROGRAM:

Gary D'Amico
(732)-271-0421

SCHEMATIC PROGRAM:

Aaron Hunter
(609)-267-3065

CAPACITOR PROGRAM:

John Ruccolo
(609)-426-4568

RESISTOR PROGRAM:

Walt Heskes
(732)-205-9143

WEB COORDINATOR:

Dave Sica
(732)-382-0618
<http://www.njarc.org>

MEMBERSHIP SECRETARY:

Marsha Simkin
33 Lakeland Drive
Barnegat, N.J. 08005
(609)-660-8160

STEREO FOR ONE

By
Dan Barry

I've been holding this article back for about a year; it was originally published in The New York Times for Sunday, July 5, 2009 and is used here with permission. It's not strictly "radio-related," but I'm sure many of us can associate with it. Thirty years ago, Sony gave us the opportunity to occasionally "tune out" and serve our inner selves...the iPod performs the same function today. But with the advent of the all-purpose cell phone, You Tube and numerous other gadgets to keep us connected, it appears that introspection has a new rival...Ed

Last July, it was thirty years ago that the Sony Corporation made a huge contribution to human interaction by ensuring there was less of it. No longer would people who did not want to engage the world have to stick fingers in both ears and say, over and over, "La, la, la, I'm not listening!"

Thanks to Sony, they now had a portable stereo device called the Walkman, which allowed them to block the sounds of their surroundings with a very private cassette recording of, say, Supertramp. So what if the headset and the 14-ounce unit strapped to your belt made you look like a drive-thru attendant at some Wendy's of the future?

Today, of course, the ocean of humankind is cluttered with solitary islands of disengagement, thanks to the iPod, the iPhone and so many other devices that say I. But before we explore what the Walkman has wrought, it might be instructive to revisit the events leading to its invention.

First, there were ears. Through them could be heard the song of a bird, the breath of the wind, the roar of the much larger creature racing toward you. There also came human grunts, then words, then sentences, then people who said too many of them without stopping for breath.

Still, the nattering of others was an

understood part of the social compact, and a small price to pay for other sounds: vocal harmony, instrumental music, the clip-clop of horses, the clank of hammer on anvil, the beat of a heart. Sounds inspired words that were written down, then read aloud. This was how it was, with no way to quiet the ceaseless cacophony beyond, say, fingers, pillows, earplugs and the judicious use of the phrase, "Shaddap."

But signs of change emerged last century. First, an earplug attached to a transistor radio, usually worn by a perspiring man in shorts and knee socks and sitting in the bleachers at Shea Stadium. Then, the boombox, a cement-block of a device often propped nonchalantly on the shoulder of someone who just assumed the entire neighborhood shared his passion for "Saturday Night Fever."

Finally, in the late 1970s, Akio Morita, the chairman, chief executive and co-founder of Sony, assigned his engineers to create a private music thing-y. News reports from that time say he wanted to hear his own choice of music while playing tennis, previously not thought to be a particularly loud game. Perhaps the constant thwack of a ball against racket threw off his backhand.

Thus was born the Walkman (a name, by the way, that Mr. Morita never liked). Introduced on July 1, 1979, it represented a significant advancement from, say, that radio with the earplug. No longer were you beholden to the whims of Cousin Bruce or Casey Kasem. Now you could create and listen to your own personal soundtrack.

It became the, uh, iPod of its day, a must-have for people who must have the latest must-have. And only \$200, not including batteries or Supertramp cassettes.

"We just got back from Paris and everybody's wearing them," Andy Warhol told the Washington Post. He also said the headset stopped his hair from blowing around.

Not long after the Walkman went on sale in the United States, The New York Times sought to capture the Walkman zeitgeist in pro-and-con vignettes that eerily resonate today. Here was a man who sadly sold his to a friend following a memoir-Sony ultimatum from his wife, who, he said, "insisted that I was tuning her out for reggae." But here was another man who crowed that he took his Walkman plus a "backpack of cassettes" whenever he went

disco-ing, just in case he didn't care for the D.J.'s choice of music. (A note to younger readers: The term disco-ing means - oh, never mind.)

A familiar theme in this and other contemporaneous accounts was the joy with which some users could effectively mute the metropolis. A Walkman-wearing woman strolling along East 57th Street in Manhattan told the Times that it "shuts out the awful sounds of the city," while Mr. Warhol told The Post that "It's nice to hear Pavarotti instead of car horns."

A push of the fast-forward button, and now we are using devices that in some ways make the Walkman of 1979 seem laughably primitive. Remember how a Walkman would sometimes eat a cassette tape, as if to say, "Enough already with Loggins & Messina!"

But in other ways, we are stuck in pause, still listening to glorious Pavarotti but also blocking out the aural serendipity of our existence - the chance conversations, the songbird trills, even the bleats of car horns. All while signaling

to our neighbors that we are in self-imposed exile, so please do not disturb.

You might call it the Gershwin dilemma. Imagine listening to "Rhapsody in Blue" or "An American in Paris" while walking the streets of a city: transporting. Now imagine those compositions if the sounds of a city had not been heard by the unencumbered ears of the composer: impossible.

Thirty-one years later, the age-old challenge remains: knowing who and what and when to turn off.

SHOW AND TELL



John Ruccolo said there was no need for a tag to sell a National receiver...just write the description and price directly on the radio's top cover. The spelling for tube ("New Tubs") is not a mistake; it's the AWA approved abbreviation. The two tubes John holds are both labeled 5963. However, the red one is actually a mislabeled 5693 (a high class 6SJ7). John describes it as "probably a quick-and-dirty by the RCA Harrison tube plant to fulfill a military contract."



A 1955 Granco (Long Island City) FM radio shown by Mike Gottfried.



Matt Reynolds first major restoration; nice work Matt!



The German EMUD radio described by Phil Vourtsis was a leftover from an abandoned lunch-time repair session sponsored by Bell Labs where fixed radios were distributed to poor people. To the right is a unique variable speed Zenith phono/radio with a Cobra arm.



This "Famous Geppert Kleer-Tone" antenna tuner was shown by Professor Michael Littman (camera shy). After figuring out a non-destructive method to gain access to its innards and repair a shorted capacitor, Michael said that he uses it as a wave trap for many of his receivers.



A very nice Victor Radio advertising piece shown by Aaron Hunter.



John Acacia (camera shy) found the workmanship of this 1920's variable capacitor very impressive. With a list price of \$6.50, it is linear in wavelength, chrome plated and can be taken apart with a screwdriver and pliers.



This superb restoration of an Atwater Kent breadboard by Peter Olin will find a home in the club's museum at Infoage. For a more detailed account, see page 7 of this month's *Broadcaster*.



This Zenith Regency 99 transistor radio was obtained by Jon Butz Fiscina from the estate of John Pies, the co-founder of Regency.



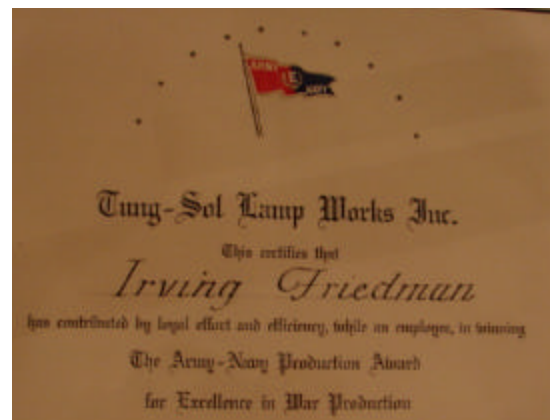
Walter Heskes talks about his modifications to this Traveler portable where he added an extra stage of amplification with a 1T4 tube.



Sal Brisindi is bathed in the glow of a Rolling Rock advertising piece in the form of a vacuum tube. The meaning of "33"? Some say it is the number of words in the legend printed above "33" on the beer's label.



Marty Friedman proudly displays an Army-Navy Production Award that was presented to his father, Irving Friedman, when he worked at the Tung-Sol Lamp Works in 1944.



Darren Hoffman gave the club a very interesting presentation on the Dictaphone and its very unique recording medium, the Dictabelt. The Dictabelt or Memobelt was a form of recording medium introduced by the American Dictaphone company in 1947. Recording was accomplished by a stylus that pressed a groove into the belt's soft plastic. The belt could record for 15 minutes and was very popular since it could be mailed. It was also popular with court recordings because the audio could not be altered. Darren noted that the Dictabelt captured sounds recorded at the time of the John F. Kennedy assassination. Early belts are red and changed to blue and purple in 1960 and 1970 respectively. Belts can still be purchased today.





Real or fake? This is the question that Dick Hurff challenged the membership with using a varied collection of items. From left to right: a) One-sided Caruso recording b) Kodel microphone load speaker; Senior model c) Pathe Caruso cylinder recording d) 1925 wet-cell battery e) Amplion Type AR 67 loud speaker f) First plastic portable radio.

Real or fake? You be the judge.


AUCTION LIST (May Meeting)

1. B&W model 5100 B radio transmitter, made in Upper Darbey PA.
2. Paco Sine&Square wave generator model G-34
3. Box lot QST magazines from 1941 to 1958. 1941 and 1958, 12 issues each
4. Box lot Hivoltage mica capacitors
5. Box lot power transformers new and used
6. Utah speaker [field coil] 10" diameter
7. Box lot panel meters
8. Box lot tube sockets
9. Box lot Hammarland coil forms
10. Box lot wirewound resitors
11. Box lot Hivoltage capacitors N.I.B. and used
12. 2' Home Brew scope and power supply
13. Motorola PM speaker and case auto?
14. Gonset 2 meter trans/receiver
15. National selector switch
16. Radio City Products VOM wooden case
17. EICO VTVM model 232
18. Abbott Ultra Short Wave [2 1/2 meter] transeiver model MRT-3
19. 100 watt American Beauty soldering iron and stand
20. Box lot books
21. Westinghouse am/fm wood model H-161 parts set
22. Grundig small wood am/fm/sw missing speaker
23. Minerva large wood am/sw set
24. Zenith large wood am/fm "Hi Fidelity"
25. Zenith "suitcase style" model 5G-500 portable
26. RCA wood model 16T4 bc
27. Zenith wood model 6G-627 bc/sw
28. KLH model Eleven turntable
29. KLH model Twenty turntable plus am/fm radio
30. Fisher FM tuner model FM-80
31. Bogen PA amplifier [two 6L6's]
32. Lafayette amplifier model LA -224A no tubes
33. Dyna FM tuner model FM-3
34. Heathkit FM tuner no tubes
35. Fisher Stereo tuner model 500-C
36. RCA large bakelite am/fm model 68 RT
37. Emerson large wood model 908 am/fm
38. Box lot of paper
39. Pioneer stereo fm tuner model TX-500
40. Heathkit amplifier model AA-22
41. Heathkit am/fm stereo tuner model AJ-33A
42. KLH model Fifteen turntable
43. Heathkit fm tuner model FM-4
44. Philco chairside Model 70 "Lazy Boy" cabinet/Bel Geddes
45. Bendix drop-leaf coffee table radio model 646A
46. Webcor/magnavox turntable -parts
47. Tube lot 1
48. Tube lot 2
49. Tube lot 3
50. Misc. lot

Compiled by Richard Lee

(Selected pictures on page 6.)

SELECTED AUCTION PHOTOS (Courtesy of Richard Lee)



SOME INTERESTING PURCHASES AT THE APRIL SWAPMEET

By
Ray Chase

At the April NJARC swapmeet, I was busy setting up my tables so did not get to look around early on. When I did get a chance to leave my table, I found two very interesting items.

First, I saw what looked like an early radio set tester with 5 meters in a nice green, velvet-lined carrying case. I have somewhat of an addiction to these kinds of things, so I grabbed it up. On getting it home, I noticed it had a Hickok label and, following a bit of Internet research, found it to be one of the first models of tube testers that Hickok sold to servicemen. It turned out to be the AC 47 for the first

AC-powered tubes.

Great...this was a really nice find! However, several of the five meters would not zero or appeared sticky. Oh well, no problem; I've fixed meters before so I can handle these. I took the back off and removed the meter that was easiest to get to. All wiring was typical...solid bus bar with square corners, etc. I opened the meter and AUUGH!! The internal meter frame was pot metal and crumbling. When I closely peered into the other meters, they were all the same.

How quickly can you go from joy to dismay? Now I must search for replacement meters, hopefully not made of pot metal.

There was a nice selection of good stuff at this meet and I'm not sure why, but it was nice to see...wonder what I missed by not getting around early? Anyway, I noticed that one seller had quite a bit of military gear. One item was a piece that I heard about but had never actually seen. Its nomenclature is a AN/


PRT-I Radio Set, but in reality, it is an expendable communications jammer. It was designed exclusively for the WWII planned land invasion of Japan. Even of more interest is the fact that it is a crude induction coil and spark gap transmitter, fielded in six minor variations depending on what frequency range one wanted to jam.



The unit is loaded with 16 dry cell batteries, has an internal mechanical timer to delay turn-on, has a reel of wire for an antenna and another reel for a counterpoise. In use, the antenna reel would be tossed over a tree limb, the counterpoise would be run out over the ground and then the unit would be abandoned. Then the timer would turn it on at the appropriate attack time and proceed to jam enemy communications until the batteries ran out.

Why would this not jam our own communications? It was known that the Japanese were using only MF and HF radios with AM modulation while we were using mainly FM sets or VHF frequencies.

I needed to have this set for the new Electronics Warfare (EW) museum being set up at InfoAge. A favorable deal was made with the seller that also included a photo copy of the Army Tech Manual for



it. This manual is dated 16 June 1945 and is the only tech manual that I have ever seen that was classified SECRET.

The land invasion of the Japanese mainland was scheduled for November

1945 but thankfully never took place. That makes this addition to the EW museum especially significant. A rare find in my book.

A STUNNING MAKEOVER

By
Ray Chase

Anyone attending the April meeting was able to see first-hand a stunning restoration by Peter Olin of an Atwater Kent breadboard radio. This set was rescued from an old mill in Pennsylvania. What we didn't get to see was what the radio looked like before Peter performed his magic.

One of the features you might want to observe in the accompanying pictures include the unwound wire of the first RF transformer. The coil was open and charred either from a lightning strike or the previous owner inadvertently hooking up the "A" battery to the "A" antenna post.




Pete rewound all the coils using wire that he dyed brown with his own preparation. Both audios in the TA unit were replaced to make this a working set. The underside of the set was also restored and "antiqued" reproduction labels were added. Interconnecting wires were returned to their original color by running them through a brown, latex paint. Corrosion was removed from the tube bases by spinning them on a lathe against fine sandpaper.

Pete has done an amazing job of reclaiming this set.

BEFORE



AFTER



SPRING SWAPMEET - 2010

