

# The Jersey Broadcaster

NEWSLETTER OF THE NEW JERSEY ANTIQUE RADIO CLUB

March 2015

Volume 21 Issue 3



## MEETING/ ACTIVITY NOTES

Reported by  
Marv Beeferman

**The ON-LINE Broadcaster**  
The New Jersey Broadcaster is now on-line. To date, over 120 of your fellow NJARC members have subscribed, saving the club and your editor a significant amount of money and work. Interested? Send your e-mail address to [mbeeferman@verizon.net](mailto:mbeeferman@verizon.net). Be sure to include your full name.

If you ever want to get into a heated discussion about a radio luminary, then talk about Nikola Tesla. This is exactly what member Richard Hurff took on at the February meeting and he appeared to hold his own. Richard based his talk on Bernard Carlson's well-received book *Tesla: Inventor of the Electrical Age*. Richard's discussion ranged from the alternating-current motor to the radio-controlled boat; from J.P. Morgan to George Westinghouse. Richard stressed the aspects of Tesla's life that were emphasized by a Booklist review by Bryce Christensen:

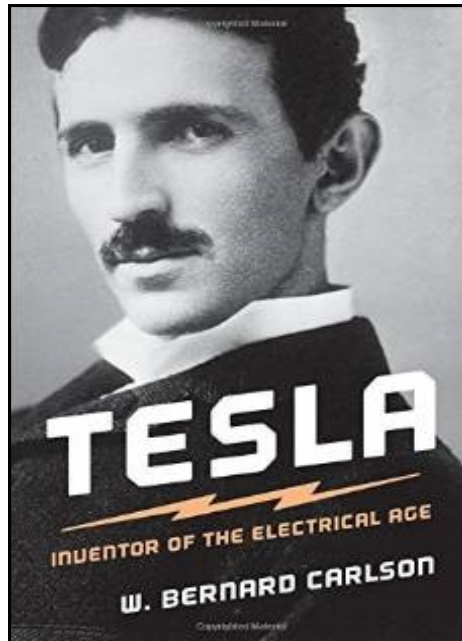
"Carlson...surpasses his predecessors in showing how Tesla promoted his inventions by creating luminous illusions of progress, prosperity, and peace, illusions so strong that they finally unhinge their creator. An exceptional fusion of technical analysis of revolutionary devices and imaginative sympathy for a lacerated ego."



## MEETING NOTICE

PLEASE NOTE DATE CHANGE!

The next NJARC meeting will take place on Friday, March 6th at 7:30 PM at Princeton's Bowen Hall (70 Prospect Ave.). Directions may be found at the club's website (<http://njarc.org>). This month's program will include a talk by member Mike Molnar on Edward Weston, a continuation of the auction of radios from the Harry Goehner estate and the award of the DX contest winner's certificates.



If you're interested in a little lighter reading on the life of Tesla, you might want to consider the slender book *Lightning: A Novel* by Jean Echenoz. This is a fictional portrait of Tesla depicted as a talented immigrant named Gregor. Don't look for long-winded discussions of scientific principles here; it's more of a sympathetic, stylized portrait of an isolated genius stricken by obsessive compulsiveness, a friend only to pigeons at the end.

Joe Bentreovato is still looking for the optional power adapter (model RK-198) for his 1955 RCA, 45 rpm record player/AM radio (model 6-BY-4). The record player is also referred to as "The Skipper." Joe says that he would be willing to pay a generous amount to anyone who would want to part with this adapter. Please contact Joe at 84 E.

Munson Ave., Dover, NJ 07801. (973-361-7392, [jbentreovat@msn.com](mailto:jbentreovat@msn.com)).

### CALL FOR DUES

With the new year comes our call for dues for 2015. Your Board feels that the \$25 annual cost (\$30 for a family membership) still remains quite a bargain in light of the club's benefits.

Honorary (H) and Lifetime (L) members are exempt from paying dues. For the rest, including family (F) memberships, dues will be collected at monthly meetings and club activities or you may send a check made out to "NJARC" to our membership secretary:

**Marsha Simkin**  
33 Lakeland Drive  
Barnegat, NJ 08005

Payment via PayPal is also available at the club's website but it will cost the club a fee. Please renew early and avoid the membership cutoff date of March 31st.

### Upcoming Events

March 14th: Spring swapmeet at Parsippany PAL.

April 10th: Monthly meeting at InfoAge; Dave Sica and Al Klase talk on the NJARC website and Reflector.

May 1st: Monthly meeting at InfoAge; Homebrew and Basket Case Restoration Contest (tentative).

May 8-9th: Kutztown swapmeet.

June 6th: Spring Repair Clinic at InfoAge.

June 12th: Monthly meeting at Princeton; Show & Tell.

Sept. 18-19th: Kutztown swapmeet.

**THE JERSEY BROADCASTER** is the newsletter of the New Jersey Antique Radio Club (NJARC) which is dedicated to preserving the history and enhancing the knowledge of radio and related disciplines. Dues are \$25 per year and meetings are held the second Friday of each month at InfoAge or Princeton University.

The Editor or NJARC is not liable for any other use of the contents of this publication.

**PRESIDENT:**  
Richard Lee  
(914)-589-3751

**VICE PRESIDENT:**  
Sal Brisindi  
(732)-308-1748

**SECRETARY/NEWSLETTER EDITOR:**  
Marv Beeferman  
(609)-693-9430

**TREASURER:**  
Harry Klancer  
(732)-238-1083

**SERGEANT-AT-ARMS (WEST):**  
Darren Hoffman  
(732)-928-0594

**SERGEANT-AT-ARMS (EAST):**  
Rotating

**TRUSTEES:**  
Ray Chase (908)-757-9741  
Phil Vourtsis (732)-446-2427  
Bill Zukowski (nocusr@optonline.net)

**TECHNICAL COORDINATOR:**  
Al Klase  
(908)-892-5465

**TUBE PROGRAM CHAIRMAN:**  
Al Klase  
tubes@njarc.org

**SCHEMATIC PROGRAM:**  
Aaron Hunter  
(609)-267-3065

**CAPACITOR PROGRAM:**  
Matt Reynolds  
(567)-204-3850

**RESISTOR PROGRAM:**  
(To be announced.)

**WEB COORDINATOR:**  
Dave Sica  
(732)-382-0618  
<http://www.njarc.org>

**MEMBERSHIP SECRETARY:**  
Marsha Simkin  
33 Lakeland Drive  
Barnegat, N.J. 08005  
(609)-660-8160

## MORE ON THE LITTLE RED RADIO

Last month, we ran an article by Ray Chase regarding a “little red radio” donated by Rik F. Van Hemmen. Purchased by Rik’s father Henk van Hemmen in the early 1950’s on New York’s Radio Row, the radio had a wonderful story attached to it. You may want to re-read the article to refresh your memory. Ray sent the article to Mr. Van Hemmen and here is his reply:

Hi Ray,

I got the newsletter. Too much fun and thank you so much. I like the Marlon Brando picture, but since the movie had various exterior shots, this is not the one with my father’s ship. The ship in the distant background in this photo is a Holland America Line ship, but not my dad’s ship. To prove my total ship geekiness, I can actually visually identify it as the Maasdam or Rijndam, both smaller Holland America Line passenger vessels.

I actually found the opening shot and this was my father’s ship. Pretty, eh!



This picture is also featured in a Wikipedia story. However, its author got it wrong to the extent that the movie is set in NYC, but the shot is made in Hoboken and the ship is far from a freighter. It is only one of the most famous passenger liners ever built! In 1967, my father was instrumental in re-boiling the ship.

Love your background research; weird how memory works, but I have a faint memory of maybe having seen a Grundig in Holland in the late 60’s that looked like my dad’s radio and realizing that they had different brand names.

All the best...plan to drop off the tube testers (another donation by Mr. Van Hemmen...Ed.) when the snow clears.



The little red radio.


## THE VOISOMETER REVEALED?

By  
Marv Beeferman

Last month, I offered an article on a component called a Voisometer which seemed to provide the front end of a 1923 battery set, “eliminating the need for a variometer, variocoupler and other parts.” Although I thought it would be easy to reveal the “guts” of this device by melting away its wax covering, I found that the device was totally encased in a wax “catacomb” and it would involve too much of a mess to uncover it. However, I was able to chip away at enough of the wax to reveal the Voisometer’s insides without doing too much damage.

What I found was essentially a coil with approximately 36 insulated windings close-wound around the inside circumference of the tubular, hard plastic enclosure. It was hard to tell whether the coil was continuous and tapped or consisted of a few separate, closely coupled coils. A short, spiral-wound uninsulated wire connected the antenna (A) terminal to the external condenser (C) connection. It’s a little bit of a mystery why the (C) connection is brought out externally only to be connected to the grid (G) terminal with a metal strip.





# I WILL TRAIN YOU TO MAKE BIG MONEY REPAIRING TELEVISION-RADIO

E. Z. MONIE, founder, G.R.Q. Institute

## Fabulous Opportunities Are Waiting For Those Who Take My Training

### GRQ TRAINED THESE MEN



"I was shiftless, lazy, uninspired . . . then I took GRQ TRAINING and whole new world opened up . . ." — Tom Edison



"Could never pass an I.Q. test before. After GRQ training I became a genius . . ." — Al Einstein



"I was a ne'er-do-well, wasting time kite flying, etc. GRQ training really gave me a new slant . . ." — Ben Franklin



"Gadgets used to scare and perplex me. GRQ course helped me lick fear and create great things." — Baron Von Frankenstein



"I was one of the greatest things created from GRQ. Now I am making more money from television than I did from moving pictures." — The Monster




"I was poor, hungry, and sad until I thought of GRQ. Since, I've become rich and happy." — E. Z. Monie, founder, GRQ Institute.

Millions of TV-radio sets break down daily. Naturally a wave of panic surges through a family that this happens to when they realize the programs they will miss that evening. This is where the trained technician steps in to set things aright again. And for this noble service to his fellow man, he is amply rewarded. He is regarded by those he has helped in the same reverent manner that they regard their family physician. At this point he can do and charge anything he cares to . . . and usually does.

### G.R.Q. TRAINED MEN

### GAIN ALL AROUND


But after you've taken the G.R.Q. course you will learn to thwart the parasites.



Technical Know-How impresses Set Owners — I will teach you to look dignified, clean-cut. People don't trust sloppy looking mechanic types. They like to put their faith in the neat, Ivy-league types.



G.R.Q. will teach you to speak in soft cultured tones. You will learn actual scientific names of parts you feel like replacing.



My training will also teach the art of subtle diplomacy invaluable when suggesting replacement of very expensive parts.

## COME AND GET THE BIG MONEY

It's so easy. All you have to do is mail the FREE coupon below and we'll take care of everything. We'll send you FREE information, FREE booklet, FREE contract, FREE 500 monthly payment envelopes.

## Anybody Can Learn



Yes, our courses are very carefully planned so that anyone can understand them. And yet, we manage to maintain the highest academic standards of any mail order school. We can point with justified pride to the fact that in our thirty two years of existence no student has ever been turned away for any reason other than lack of funds.


**EARNS \$200 A Week In Spare Time**

### FREE COUPON

Get Rich Quick Institute of Electron  
Washington D. C. and A. C.

Please send me everything. I understand there is no obligation on my part unless I sign the contract.

Name \_\_\_\_\_ Age \_\_\_\_\_  
Address \_\_\_\_\_  
City \_\_\_\_\_ Zone \_\_\_\_\_ State \_\_\_\_\_



Contract: All you have to do is mail the FREE coupon below and we'll take care of everything. We'll send you FREE information, FREE booklet, FREE contract, FREE 500 monthly payment envelopes.

Yes, our courses are very carefully planned so that anyone can understand them. And yet, we manage to maintain the highest academic standards of any mail order school. — Signed above

## 2015 NJARC BROADCAST BAND DX CONTEST RESULTS

Thanks to member Tom Provost for compiling the results of this year's Broadcast Band DX contest. Entries seemed to be somewhat limited and Tom said there were some reports of poor reception over the contest period. Tom noted that he included both entries from Ed Suhaka in category F (although the contest limits us to only one entry per category) because his homebrew effort seemed worthy of inclusion and its notation in the February *Broadcaster* had probably raised reader's expectations to see it in the listing. Marty Drift placed his pocket radio in Category F (Any radio of your choosing) rather than G (Light-weight) but without the submission of a model number, it was hard to figure out its weight so it was left in Category F.

### Category A- Crystal Radios

No entries

### Category B - Primitive tube receivers- 1 or 2 tube

No entries

### Category C - 1920's Battery sets

No entries

### Category D - Other Tube radios sold for home entertainment

#### **\*Winner**

**Phil Vortsis:** 5,948 pts. Zenith 10S567 using built-in rotor Wave Magnet loop ant.  
MDS 1030 kHz WBZ Boston, MA 735 miles (from Myrtle Beach, SC)

### Category E - Amateur, commercial and military tube type radios

#### **\*Winner**

Al Klase 9,048 pts. Hammarlund HQ 120 (1938) using Skywaves shielded loop  
MDS 600 CMKA (Radio Rebelde) San German, Cuba, 1,344 mi.

Marty Drift 7,802 pts. Collins 51-S using 80 meter dipole, MDS 1,240 kHz WALO, Humacho, Puerto Rico 1,608 mi.

### Category F - Any radio of your choosing

#### **\*Winner**

**David Snellman** 10,995 pts. Icom R-75 using Quantum QX loop V 3.0 MDS 820 kHz WBAP Fort Worth, TX 1,379 mi.

Al Klase 9,590 pts. Drake 8B using Skywaves shielded loop, MDS 600 CMKA (Radio Rebelde) San German, Cuba, 1,347 mi.

Joseph Serafina 9,039 pts. Radio Shack DX 390 w/internal ferrite ant. MDS 600 CMKA (Radio Rebelde) San German, Cuba, 1,347 mi.

Edward Suhaka 8,850 pts. Philco QT-97 WA (1967) using built-in ferrite ant. MDS 570 kHz, Radio Reloj, Cuba 1,279 mi.

Edward Suhaka 7,588 pts. Homebrew AA5 w/ ferrite and random wire, MDS 870 kHz Radio Reloj, Cuba 1,279 mi.

Marty Drift 2,455 pts. General Electric transistor pocket radio using built-in ferrite ant.  
MDS 730 kHz ,WFMW Madisonville, KY 739 mi.

### Category G - Light weight- any radio weighing less than 1 pound

#### **\*Winner**

**David Snellman** 11,124 pts. Sony SW-1 using Super Select-A-Tenna,  
MDS 600 CMBA (Radio Rebelde) San German, Cuba, 1,347 mi.

Compiled by Tom Provost

## FEBRUARY REPAIR CLINIC AT INFOAGE

By  
**Marv Beeferman**

The impending snow cut short a full day of radio detective work at InfoAge, and although it was a tough trek home for many of us, our February 21st repair clinic turned out to be a very satisfying day. Not every “bench patient” got fixed but the ones that did went on to hopefully provide many more years of entertainment for their owners.

- Dave Sica and Matt Reynolds worked on a Pilot TV that was previously re-capped but a few tubes showed a bright flash when the TV was energized. Filament circuits were traced but it was then decided to check the tubes themselves. So far, a broken pin was found on a 6BA6 and two bad 12AT7's (one that “flashed” upon testing) and another bad 6BA6 were located. Additional tube testing continues but let's hope that replacement solves the majority of problems.

- Ray Chase worked on an RCA 143 which was a gift to the club from former member Lisa Starnes. Lisa received the radio from a carpenter who did some work on her home in Union...she is now living in Manchester, New Hampshire. Ray replaced the speaker cable, did some recapping and found an open 1/2-winding on the output transformer. The power supply seems to be working and the radio has at least reached the “hum” stage.

- Your editor worked on a Zenith 5808 console chassis brought in by member Bob Sakson and his wife. Bob said that the radio was playing well for a while but the eye tube was working intermittently; then, the radio just died. This radio was recapped by Gary D'Amico at a previous repair session some time back when we held meetings at the Sarnoff Library. Marty Friedman had also done some work and also replaced the dial tuning belt. After temporarily repairing some shorted and crumbling speaker and eye tube wiring, the radio was fired up and played beautifully. But approximately two minutes before we decided to turn it off and send it on its way, the radio died again. A quick check showed a 6X5 with no filament glow. When removed, the tube showed a cracked base and lost filament continuity when wiggled in its tube

tester socket. A new 6X5 fixed the problem and Bob will follow up by repairing the poor eye tube and speaker wiring. Bob did mention, at the end of the day, that he did remember that when Gary first worked on the radio, he did suggest replacing the 6X5.

- Paul Hart worked on an Empire transistor radio that he purchased at our club auction last month. All that was needed was a filter capacitor to bring the radio back to life. Paul said that this will be a gift to his granddaughter who seems to appreciate the unique colors and shapes of these older radios that are yesterday's “throw-aways.” Paul says he enjoys fixing up radios in this category and offering them to anyone in his family who still considers them pretty “neat.”

Paul also worked on an RCA 67 QR 73 FM-W “German” set that the owner said was obtained by his father who worked for RCA. The radio was sold to RCA employees as a “factory second” because of the poor dial calibration. The radio has multiple bands and was made in West Germany for Radio Fernseh Elektro which was an associated company of RCA. This company was established by RCA as an agency to order radios for the RCA market outside Germany by German manufacturers, one probably being Graetz. One Antique Radio Forum posting noted that many of these were sold through the PX in Germany before and after 1955 to contribute to the revitalization of the German economy. The radio receives international shortwave, AM and FM and has six different voltage settings. With a little cleaning and exercising of the pushbuttons, Paul got the AM section to work well.

- There wasn't much that Tom Cawley's GE 9-X-572 AM radio needed in order to get it back in shape. But Chuck Paci saw it as a great opportunity to teach Tom and Vince Lobosco the fundamentals of using a scope and signal generator to align a radio for peak performance. This experience was probably a perfect example of what our repair sessions are all about...teaching novice restorers the basics of radio operation and repair so they can work on their own projects in the future!

- Nevell Greenough took on a GE H-116. This 11-tube, 1940 AM/shortwave console was advertised as quite a performer in its day. It sported a Super Beam-a-scope antenna, a 14-inch “dynapower” speaker, a sight angle visualux dial, a super powered chassis, a floodlighted station finder and driftproof station setting. After a power cord change, when I asked Nevell how he was

progressing, he said that he was getting absolutely nothing from the front end and a recapping was a must before troubleshooting could continue.

Nevell added some interest to the day's activities by displaying a 3-D printer that he managed to salvage from a date with the dumpster. He showed us some pretty good examples of Hallicrafters S39 knobs which he “manufactured” with his new toy.


- Technical Coordinator Al Klase played his usual role of roving advisor, offering his expertise and suggestions for unraveling some of those more tricky stumbers. We also had some fun Dx-ing with Al's newly built “Skywaves Pedagogic Crystal Receiver.” Al built the radio as a teaching tool for the museum to demonstrate the use of three different detectors - a 1N34 diode, a Perikon type and a galena crystal. With just a 75-foot long wire, I was able to pick up over 10 stations, with some local ones as clear and strong as a standard transistor radio.

- Phil Vourtsis worked on a Zenith 8H023 1946 AM/FM receiver. The radio was brought in by the wife of member Joe Divito and has both the early and current FM bands. Phil replaced the filter capacitors but further work on the radio was hampered by discrepancies between the schematic and the radio itself.


A restorer on the Antique Radio Form seemed to have the same problem noting that his 8H023 did not match his Sam's schematic. One major difference was that his radio had a PM speaker while the schematic showed a speaker with a field coil. It seems that the Zenith service manual shows two models, an 8H023 and 8H023Z, the “Z” coming with a PM speaker. Once obtained, this “Z” schematic matched the inquirer's radio exactly. The service manual also contains a modification that can be used to replace the electrodynamic speaker.



**Ray Chase tackles an RCA 143.**



Al Klase's "Sywaves Pedagogic Crystal Radio Receiver."



Close-up of the detector selector.



Chuck Paci conducts a training session for Tom Cawley and Vince Lobosco on the fundamentals of receiver alignment and test equipment use.



Matt Reynolds and Dave Sica work on a Pilot TV ... but sometimes it takes a village to raise a Pilot.



Technical Coordinator Al Klase in his role of roving advisor. Here he helps Phil with a Zenith 8H023.



Harry Klancer worked with Charles Blanding and Bob Masterson in repairing a colorful art deco Fada and a miniature Emerson in an Ingraham cabinet.



Dave Sica and Tom Cawley proudly show their Ding Dongs.



NJARC President Richard Lee and member Jules Bellisio.



Nevell Greenough's rebuilt 3-D printer.



This session came up with a lot of bad tubes.




A manual always helps.



Nevell Greenough had virtually zero success with a GE H-116, even with its "Super Beam-A-Scope" antenna.



Paul Hart's granddaughter will love her bright orange Empire transistor radio once the filter cap is replaced.



Phil Vourtsis worked on a Zenith 8H023 early FM receiver. An 8H023Z schematic would have been helpful.



An example (not the original) of the RCA 67 QR 73 West German radio that Paul Hart worked on.



DX'in with Al Klase's "Skywaves Pedagogic Crystal Radio Receiver" was a joy. Local stations came in loud and clear matching many high-end transistor radios.



This Zenith 5808 chassis was a walk in the park for your editor. Some electrical tape and a 6X5 brought it back to working order.



# New Jersey Antique Radio Club's Spring Swap Meet



**Parsippany PAL Building  
Smith Field  
Route 46 @ 33 Baldwin Road  
Parsippany, NJ 07054**



## Saturday March 14th, 2015



**Refreshments Available**

**(70) 8 Foot Tables**

**\$25.00 for members**

**\$30.00 for non-members**

**Reserve Additional Tables \$20.00**

**At the Door \$25.00**

**Open to the Public**

**8am to 12 noon**

**Vendor setup at 7:15 AM**

**\$5.00 ENTRANCE FEE**

**CLUB DONATION**

**For Directions**

**Visit our website: [www.njarc.org](http://www.njarc.org)**

**or Mapquest**

**33 Baldwin Road  
Parsippany NJ 07054**

**Vendors, Make your Reservations Now !**

**Contacts:**

President

**Richard Lee**

**(914) 589-3751**

**[radiatorich@prodigy.net](mailto:radiatorich@prodigy.net)**

Vice President

**Sal Brisindi**

**(732) 857-7250**

**[salb203@aol.com](mailto:salb203@aol.com)**

Secretary

**Marv Beeferman**

**(609) 693-9430**

**[mbeeferman@cs.com](mailto:mbeeferman@cs.com)**