



The Jersey Broadcaster

NEWSLETTER OF THE NEW JERSEY ANTIQUE RADIO CLUB

October 2015

Volume 21 Issue 10



MEETING/ ACTIVITY NOTES

Reported by
Marv Beeferman

The ON-LINE Broadcaster

The New Jersey Broadcaster is now on-line. The majority of your fellow NJARC members have already subscribed, saving the club and your editor a significant amount of money and work. Interested? Send your e-mail address to mbeeferman@verizon.net. Be sure to include your full name.

Sorry about not sending out the September *Broadcaster* but back problems prevented me from sitting for even a short period of time. I hope everyone was notified of the details of the September meeting either via e-mail or by regular mail. But I'm finally on the mend and ready to do a little catching up.

For starters, it is always a pleasure to offer our thanks to those presenters who add interest to our meetings with their unique, entertaining and well-received topics. In August, member Charles Blanding took us on a tour through his personal involvement in local New Jersey broadcasting. Highlighted with recorded snippets from a few of the numerous stations that Charles worked at, he emphasized the "man for all seasons" requirements to be in command of the microphone - technician, announcer, writer and sometimes source for recordings when the station's records were too "scratchy" to be played on air. Charles also noted that financial compensation for his efforts were always on the low end.

In 2014, member Bob Tevis introduced the club to SPERDVAC, The Society to Preserve and Encourage Radio Dramas, Variety and Comedy. At the September meeting, Bob continued with this nostalgia theme, entertaining us with little known stories from the history of classic TV and radio. Some of the resources that he suggests that might be of interest to club members include:



MEETING NOTICE

The next NJARC meeting will take place on Friday, October 9th, at 7:30 PM at Princeton's Bowen Hall (70 Prospect Ave.). Directions may be found at the club's website (<http://njarc.org>). This month's meeting will feature a talk by member Mike Molnar which he has titled "The Western 41 - The Ultimate Mechanical Television." Although there will be no auction, members are always invited to sell radios, phonos, books, etc. prior to and following the meeting.

- Raconteur Radio - A NJ based group that does radio show recreations with interesting additions like serving Negroni cocktails, scotch and pistachio ice cream during Orson Welles' *War of the Worlds*; see www.raconteurradio.com.

- Paley Center for Media - a New York resource on 52nd St. with access to 160,000 classic TV and radio programs.

- National Audio-Visual Conservation Center/Library of Congress - a repository of 1.1 million film, TV and video items, three million audio recordings and 140,000 cans of nitrate film. One can access 10,000 78rpm recordings from the Victor company from 1900 to 1925 on the National Jukebox (www.loc.gov/jukebox).

Congratulations go out to longtime members Ray and Edith Chase on the occasion of their 60th wedding anniversary. The couple was nice enough to share the celebration with club members at the September meeting with a delicious cake to go with the evening's refreshments. It just goes to show you how a passion for antique radio collecting is a positive force in holding down the nation's divorce rate!

Ray wants to remind the membership that the Military Technology Museum at InfoAge is now open to the public during all regular InfoAge hours. This museum houses a vast collection of primarily WWII military vehicles and other displays and has significantly increased Radio Technology Museum (RTM) traffic.

Ray has also described some recent acquisitions to the RTM that were subject of recent articles that he wrote for the *InfoAge Marconigraph*. In one, he describes the acquisition of an SCR-268 radar indicator scope and how it exemplifies the effort that is made to obtain historic artifacts. The unit was uncovered in an old barn in Virginia and, after some interesting negotiations with the owner, Ray was able to secure the 120 pound scope for the museum. He had to rig the back seat of his small car to accommodate the find and completed the 600 mile trip without any problems. We now have four of the required three indicators (range, elevation and azimuth) in various states of condition and hopefully they all will be restored to operability.

Ray also described some new displays recently added to the RTM. One is a top-of-the-line 1946 Zenith AM/FM/short wave chairside radio with a hidden record player. Push a button and a mechanism automatically slides out a record player from one side of the cabinet. Put your favorite records on the player, push a button and the player retreats back into the cabinet. Thanks to Phil Vourtsis for restoring this unique unit. Another addition, the 1949 Philco "Secretary," has a large roller in lieu of a tuning dial. The idea was that a secretary could place the radio on the floor in a well under her desk and operate it solely with her foot. The display depicts a novel use for a radio in the workplace that would now be replaced by



THE JERSEY BROADCASTER is the newsletter of the New Jersey Antique Radio Club (NJARC) which is dedicated to preserving the history and enhancing the knowledge of radio and related disciplines. Dues are \$25 per year and meetings are held the second Friday of each month at InfoAge or Princeton University.

The Editor or NJARC is not liable for any other use of the contents of this publication.

PRESIDENT:

Richard Lee
(914)-589-3751

VICE PRESIDENT:

Sal Brisindi
(732)-308-1748

SECRETARY/NEWSLETTER EDITOR:

Marv Beeferman
(609)-693-9430

TREASURER:

Harry Klancer
(732)-238-1083

SERGEANT-AT-ARMS (WEST):

Darren Hoffman
(732)-928-0594

SERGEANT-AT-ARMS (EAST):

Rotating

TRUSTEES:

Ray Chase (908)-757-9741
Phil Vourtsis (732)-446-2427
Bill Zukowski (nocusr@optonline.net)

TECHNICAL COORDINATOR:

Al Klase
(908)-892-5465

TUBE PROGRAM CHAIRMAN:

Al Klase
tubes@njarc.org

SCHEMATIC PROGRAM:

Aaron Hunter
(609)-267-3065

CAPACITOR PROGRAM:

Matt Reynolds
(567)-204-3850

RESISTOR PROGRAM:

(To be announced.)

WEB COORDINATOR:

Dave Sica
(732)-382-0618
<http://www.njarc.org>

MEMBERSHIP SECRETARY:

Marsha Simkin
33 Lakeland Drive
Barnegat, N.J. 08005
(609)-660-8160

an Ipod and earbuds. Finally, an addition to the museum's "hands-on" room features a display built by member Harry Klancer illustrating the concept of electro-magnetism using a DC supply, a coil and a nail set up as a miniature "drop forge."



The Philco "Secretary."

Commenting on the recent passing of member Ben Tongue, John Ruccolo noted the following:

"Some folks may not be aware that Blonder-Tongue also made consumer electronics for some time. I have fond memories of bringing a small AM/FM radio to one of our meetings, and Ben and Ike Blonder both autographed it. I told them that 'this thing sounds pretty good' and Ben responded 'well, of course it does!' Ben also told the NJARC group an interesting story: the major tube manufacturers would give them a 5% discount on tubes that were custom-labeled for B-T. But they had to 'eat' any defective tubes."

The August Antique Wireless Association (AWA) and September Kutztown radio swapmeet continue to move in opposite directions. Although the AWA presentations continued to be first rate, only about 140 attendees were registered and approximately 40 vendors set up for the flea market. The auction was the smallest that many people could remember and if it were not for some items from the Peckham estate, it would have lasted no longer than an hour. I was able to attend the Kutztown swapmeet with Phil Vourtsis and Rick Weingarten. It was Rick's first trip to Kutztown and he was quite impressed. We stayed long enough to attend a very nice auction but left before the ritual burning of the console cabinets. The increase in vendors at the second pavilion attests to the increasing popularity of the Kutztown event in stark contrast to the slow deterioration of AWA attendance. As usual, you can catch the Kutztown action, as recorded by Bob Bennett of "Radiowild," on

YouTube.

I found an interesting warning from the *Tom Taylor Now* newsletter. Occasionally, we come across electronic finds that served as an apartment house for rodents and other such varmints. In an attempt to de-sanitize such items, avoid Lysol at all costs. Although Lysol does serve as a disinfectant, it plays hell with paint and finishes...its more effective as a paint remover than anything else! It was noted that at one radio station, someone decided to douse their Rockwell/Collins console with a good Lysol treatment. Since Lysol is over 40% ethanol/alcohol, it tends to make plastic swell. As a result, every on/off button froze stuck and all 22 needed replacement!

Finally, I hope you all can attend the October meeting where Mike Molnar will offer a very interesting presentation based on the 1932 Western 41 mechanical TV. You might want to preview what's in store by checking out sites such as www.earlytelevision.org/western_television.html and www.collector.kevin.com/Western41.htm.



The Western 41 mechanical TV.

Upcoming Events

October 24th: Fall repair clinic at InfoAge.
November 7th: Fall NJARC swapmeet at Parsippany PAL; see flyer on page 8.
November 13th: Monthly meeting at InfoAge; Al Klase presentation (T.B.A.)
December 12th: Holiday Party at InfoAge.

SUMMER REPAIR CLINIC GETS TUBES GLOWING AGAIN

As usual, there were some successes and some disappointments at the club's Summer repair clinic at InfoAge. But the good vibes that always result from a group of people sharing a common interest and some good-natured fun again prevailed. Our next clinic is scheduled for October 24th - I hope that you and some of your radios can make it.

- Bob Bennett worked on a Philco 38-10 which was brought in by a client and found to be completely non-functional. Examination revealed that the radio had been worked on previously and incorrect capacitor replacements and poor soldering prevailed. After a few repairs, the radio would only "squeal" and Bob brought it home for further work per the owner's request.

- Harry Klancer tackled a Grunow but after resoldering some leads in the IF and audio stages and replacing electrolytics in the power supply, the radio smoked upon energizing. Further investigation found a shorted bypass capacitor; it was replaced along with a burnt resistor and the radio came to life. The owner was provided with a dial cord that he will replace at home.

- Chuck Paci had a 1965 Zenith N514L clock radio on the bench that came in with a loud buzz and poor reception. Chuck recapped the power supply circuit and changed out some wires with rotted insulation - "it works great now!" Another project was a 1941 RCA BP-10 battery set with no reception or amplification and a dead oscillator circuit. This radio went home with Chuck in a non-working condition.

- Ray Chase had an interesting story concerning a Radiola 243 console. Its original owner lived in Union and he had done some work for NJARC member Lisa Starnes; the radio was considered a "family heirloom." Since Lisa had to move to New Hampshire, she asked Ray to take over the repair task. Ray had worked on the radio off and on for about a year, changing capacitors, fixing the speaker, changing the output transformer and repairing other odds and ends. At this repair clinic, he found the major problem - open power resistors that resulted in a loss of screen voltage. Ray made some temporary fixes and the radio came to life. With a little additional cleanup work, he

hopes to have the radio ready by Christmas.

- Phil Vourtsis and Tom Cawley worked on a Wilcox Gay multispeed phonograph with "360 degree" sound. "Surgery" required freeing up a frozen trip mechanism, adjusting the tone arm landing, cleaning noisy controls, recapping the amplifier, lubricating the changer, treating the rubber tires and replacing a missing rubber motor mount. Phil also did some troubleshooting on an Eico ST70 amplifier and discovered low B+ on one of the channels.

- Nevell Greenough worked along with Kevin McDermott in recapping and "resurrecting" a hotel coin-operated radio (CORADIO). He also "poked around" an Eico oscilloscope chasing down a hum in the sweep generator.

- Charles Blanding and Rich Phoenix restored a 1937 Crosley cathedral by replacing the line cord, replacing electrolytics, replacing a wax capacitor and resistor, adjusting the speaker voice coil, and adding a missing 5Y3 tube. Charles also found that a 5U4 eye tube was in a 6X6 socket. These tubes are not equivalent with the 6X6 being somewhat rare. The functional difference of the 6X6 from other round tuning eye tubes is that the input triode has an independent cathode that may remain grounded with respect to the AVC control signal. The CRT section has a separate cathode that is optimally biased at a higher voltage (>+45V) for a wider deflection angle.

- Max Theis worked on recapping a 1935 RCA C9-4 "barn find."

- Paul Hart, after fixing the tuning mechanism on a Grundig, was halted by a dead power supply. He also replaced the switch and cord on an RCA R-34.


- Matt Reynolds spent some much time in providing people with replacement capacitors that he could not make much progress on his TV-37 Pilot TV.

- Your editor worked with Todd Edwards in restoring a Zenith 7S634 which Todd had rescued from the trash. He said that he could receive only one station and he could not turn off the radio with the on/off switch. Unfortunately, to gain access to the chassis, half the day was spent trying to remove the knobs that were frozen on their shafts. We were finally able to peel off the gold accent piece covering the center of the shaft and drill out the plastic, allowing solvent access. Before energizing, we checked all tubes and cleaned up the dirty sockets and found that the detent on the on/off switch was broken. Then, with the radio energized, voila! - it

played loud and clear on all AM stations. Not bad for a trash can find! However, all we could get was static on the SW bands. I showed Todd how to replace capacitors and with the help of Bob Bennett provided him with a set of replacements that he could deal with at home (along with the bad switch). Hopefully, this will help cure the SW problem.




It took half a day to remove the knobs from Todd Edwards' Zenith by drilling out the center after peeling back the gold accent. Soaking with WD-40 and a little carefully applied heat eventually did the trick.



**BEFORE YOU
SELL...
DO YOUR
HOMEWORK**

**By
Marv Beeferman**

At the September Kutztown swapmeet, my travels took me to member Ray Ayling's table. He showed me a 1942, Philco "Tropic" radio from 1942 (Model 42-788) with a ripped grill cloth and a deteriorated speaker, but otherwise in very nice shape. Ray said that he originally priced it at about \$25 but was lucky to get a second opinion when Philco expert Ron Ramirez noticed the radio. Ron classified the radio as relatively rare and should deserve an asking price of around \$150.



I don't know if Ray ever sold his radio, but he said he was leaning towards restoring it and making it his own. Since the "Tropic" line of Philco radios was new to both Ray and myself, I decided to do a little research. The following is based on the site www.philcoradio.com/tropics which provided an excellent summary of history of this line of radios.



Philco introduced its Tropic Radio line in 1939 as a specialized lineup designed specifically for export to the tropical regions of the world. The special construction of these radios was described in the 1939 Philco RMS Yearbook as follows:



The Philco-Tropic radio is particularly recommended for locations where super reception of short wave is necessary and where the radio and the cabinet are exposed to extreme conditions. The receiver is especially constructed to withstand decay, spoilage and deterioration caused by extreme conditions of humidity, heat, salt air and cold; and to stand up under the most severe tropic weather conditions.

The cabinet is treated with a special sealing compound which protects it against

Al Klase added a little diversion to the day, allowing members to get their noses out of the bottom of a deteriorated chassis and do some crystal set DX'ing.

moisture and heat.

The chassis is heavily plated, making it impervious to salt air, rust and corrosion. The various parts, such as coils, condensers, chokes and transformers, are treated with special wax that will withstand very high temperatures. In addition the wax is treated with chemicals which repel rodents and insects.

Philco continued to describe its Tropic line of radios in its 1940 RMS Yearbook in a similar fashion. But by the 1941 season, Philco had ceased mentioning any sort of "special treatment" being given to its Tropic radios.

All Philco-Tropic radios were built for operation on either 115 or 230 volt lines. Some smaller models operate on either AC or Dc while larger models were designed for AC use only. All radios are noted for their emphasis on short wave coverage with some featuring several bands and designed for easy tuning.

Philco-Tropic models were built in the USA through the 1953 season. After the end of WWII, Philco gradually began to switch production to Mexico, and then to Philco's subsidiaries in Great Britain and Argentina.

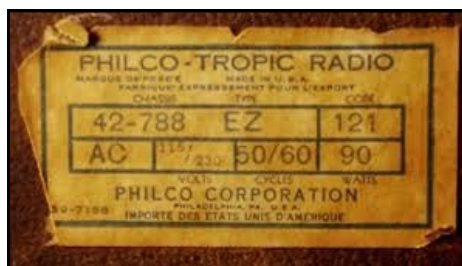


A 1951 Philco Tropic model B3101B made by Philco Radio of Great Britain.

For a time in the 1950s, there was also a line of Philco-Tropic TV sets available in South America.

Considering the low production numbers of many Tropic models, it is surprising that Philco continued to produce this specialized line of radios for many years. Philco-Tropic radios have been found in Central and South America, Africa, and Australia. Considering Ray's acquisition, a few exist in the USA as well. Some of these may have returned when their owners emigrated to the USA and brought their Philco-Tropics with them. Others may have been originally sold in the USA, notwithstanding the tags on the back which state (in French) that these were "built expressly for export."

Collectors note that even in consideration of the special treatment that the Tropic line was subject to, this treatment has lost its effectiveness over the years.



Notwithstanding the "IMPORTE DES ETATS D'AMERIQUE" notice at the bottom of the label, some Tropics were sold directly in the USA.

Rust and corrosion is still found in many examples and if there had been any special rodent and insect-repellant wax inside, it probably has lost its effectiveness over the years.

A WORD FROM OUR CAPACITOR PROGRAM COORDINATOR

The club's capacitor program coordinator, Matt Reynolds, has been investigating some new additions to our capacitor selection to try to address some higher voltage ratings (greater than 630 volts). Since there were few committed pre-orders from the membership, Matt decided to forego ordering a large stock of retail priced current production HV film capacitors due to the large unit (and up-front) cost and low committed demand. But Matt has continued to search around for deals/closeouts/surplus values and has been able to build up a decent selection at budget prices. He is presently stocking: .1 mfd 4000V, .01 mfd 6000V, .033 mfd 4000V, .001 mfd 4000V, .0033 mfd 4000 V and a limited supply of .0047 mfd 8000V. All are film capacitors (metalized polyester, polypropylene, etc.) For a full listing and prices, see our website (njarc.org) and click on Club Programs/Capacitor and Resistor Programs.

Matt says that he kept the 8000V caps to a limited supply because he was unsure of its quality since the surplus vendor did not supply photos of the product. When he got them in stock, he was happy to see that they were the same brand that Just Radios in Canada sells. They are rated at a higher voltage and are about two dollars cheaper, so he will soon be buying another bulk lot.

Matt also notes that he is currently in the process of restoring his personal Pilot TV-37 and had to order some odd-ball parts. Since he ordered some extras, he is adding some to club stock. These

include 3-ohm, 1 watt 1% film resistors and TVS transient diodes. Matt is also considering stocking kits of pilot TV-37 specialty parts.

Matt also reminds us that in addition to the common film and electrolytic capacitor replacements, he also stocks a large supply of new low-voltage (50V) electrolytics. He also stocks 1N4007 diodes, a small inventory of new stock #47 lamps and some plain black plastic line cord. Matt also notes that if you are unable to attend a meeting, he can mail capacitors if postage is included.

Thanks Matt for all your hard work!



On the road with Matt Reynolds searching for that elusive flux capacitor.

A KUTZTOWN PHOTO JOURNAL
By **Marv Beeferman**





This WE driver sold for a whopping \$1500 at the Friday auction.



Member Rick Weingarten (right) was quite impressed with his first trip to Kutztown.



Box lots? Tubes were sold by the pallet full at the auction!





INFOAGE HONORS OUR PACIFIC WWII VETS

By Marv Beeferman

Although many NJARC members recognize InfoAge’s relationship to vintage technology, the organization also serves as a link between this technology and major historical events. Infoage played a key role in the development of radar as an effective secret weapon during World War II and was a nuclear weapons research site. On August 15th, I had the pleasure of attending the commemoration of the 70th anniversary of Japan’s surrender and the end of World War II (VJ Day). In attendance were a group of military veterans who told their first-hand stories and received certificates of appreciation.

Included in the ceremonies was a “Missing Man” observance conducted by Elaine Martin, the National Secretary of Rolling Thunder. A talk by Dr. John McLaughlin, President of the NJ World War II Book Club reviewed General Albert Wedemeyer’s support for the controversial use of the atomic bomb. He said:

“Every one of the critics who fault the use of the atomic bomb to end the war suffers from the same disability. *They were not in combat*; their lives were never in jeopardy and consequently they had no idea what it was like to be under enemy fire and see your comrades blown to bits or have one die in your arms. It is the difference between experience and just plain theorizing about a topic you know little about.”

Later in the day, lectures described details of Operation Downfall, the name given to the planned invasion of Japan. They also described the heretofore unreported role of engineers at Camp Evans in the Manhattan Project which developed the atomic bomb.

The commemoration was also marked with the opening of the Military Technology Museum where visitors could see American and German military artifacts and vehicles. Of interest was the “Davy Crockett”, a tactical recoilless gun from the late 1950s for firing the M-388 nuclear projectile. The event also included World War II dioramas along with displays and exhibits by the National Archives and a Marine Corps official artist.



A WWII vet tells his story.



Missing Man observance.



Davy Crockett at the Military Technology Museum.



Part of the Marine Corps Official Artist Exhibit (Col Charles Waterhouse, USMC.)



New Jersey Antique Radio Club's

Fall Swap Meet



Parsippany PAL Building

33 Baldwin Road

Parsippany, NJ 07054

**Just off Route 46,
Adjacent to Smith Field**



Saturday November 7th, 2015



Refreshments Available

(70) 8 Foot Tables

\$25.00 for members

\$30.00 for non-members

Reserve Additional Tables \$20.00

At the Door \$25.00

Open to the Public

8am to 12 noon

Vendor setup at 7:15 AM

\$5.00 ENTRANCE FEE

CLUB DONATION

For Directions

Visit our website: www.njarc.org

or Mapquest

33 Baldwin Rd Parsippany NJ 07054

Vendors Make Your Reservations Now!

Contacts:

President

Richard Lee

(914) 589-3751

radiatorich@prodigy.net

Vice President

Sal Brisindi

(732) 857-7250

salb203@aol.com

Secretary

Marv Beeferman

(609) 693-9430

mbeeferman@cs.com