

# The Jersey Broadcaster

NEWSLETTER OF THE NEW JERSEY ANTIQUE RADIO CLUB

April 2021

Volume 27 Issue 04




## MEETING/ ACTIVITY NOTES

Reported by  
Marv Beeferman

### The ON-LINE Broadcaster

The *Jersey Broadcaster* is now on-line. Over 210 of your fellow NJARC members have already subscribed, saving the club a significant amount of money and your editor extra work. Interested? Send your e-mail address to [mbeeferman@verizon.net](mailto:mbeeferman@verizon.net). Be sure to include your full name.

Thanks go out to Professor Joe Jesson for his February talk on regenerative loop antennas and his analysis of the Kiwa Medium Wave air core loop (which is no longer in production) and its associated circuitry. An interesting aspect of the Kiwa circuit is a FET which operates as a variable resistor via an optoisolator to control regeneration and avoid hand capacitance effects. The club also sends out a vote of thanks to Dr. Alex Magoun for taking us on a historical tour of the development of the electronic wrist watch. "Doctor Alex" might be considered the club's technical archeologist, delving deep into early electronic advances, some which succeeded and some which failed, that brought us today's wonders.



**Boy! Was this guy ahead of his time!**



## MEETING NOTICE

The next NJARC meeting will take place on Friday, April 9th, at 7:30 P.M. The meeting will be conducted "on-line" via the video conferencing app Zoom. Information may be found at the club's website (<http://www.njarc.org>) with a link being sent out on the NJARC Communicator prior to the meeting. This month, Ron Negra and his wife Valerie will discuss the book "Waves of Hope" which was reviewed in the February *Broadcaster* and deals with Ron's mother's role in communicating with the families of interned American POW's during WWII.

Thanks to club member Dave Sica, you can view the presentation at the following YouTube site:

<https://youtu.be/GI-BjpFZiYw>

If you care to view the full club business meeting, go to (members-only link):

<https://youtu.be/V7BfgAZkynU>

President Richard Lee reminds us that although we are close to four months into 2021, there is still an unacceptable number of members who have not paid their \$25 dues (\$30 for family members). You can meet this reasonable obligation via Pay Pal (there is a button on our website, <http://www.njarc.org>) or send a check made out to "NJARC" to Marsha Simkin, 33 Lakeland Drive, Barnegat, NJ 08005.

President Lee also asks that you consider supporting InfoAge with a donation of any amount. The virus lockdown has greatly impacted InfoAge's bottom line and the NJARC would not exist as it does today without the support and help we have continually received. InfoAge is the home to our Radio Technology Museum, our radio repair shop, and serves as a home base for many of our events including meetings, repair clinics, and swap meets. InfoAge now needs a little help from us to get through this temporary tight spot and allow the continuance of its amazing mission at Camp Evans. You may donate at:

<https://www.gofundme.com/f/infoage-fundraiser>

Note that a drop-down menu allows you to change the automatic 12% donation to the GoFundMe organization.

If you are new to the club, the fol-

lowing are a series of short videos with some information about the history of Camp Evans; they run about 2 minutes:

<https://youtu.be/L4FcttIcuME>

<https://youtu.be/b0eE2GOViuM>

<https://youtu.be/vaa87QWD3as>

The videos cover the origins of Camp Evans, the beginnings of the Marconi Belmar Station and the Camp Evans name.

Member Ray Chase notes that dial cords seem to be in short supply in our InfoAge repair shop so he moved his stash to the shop for general use. He says that his stash had literally dozens of reels of various sizes and included a large stock of the braided metallic cords found in some of the older radios. These are very hard to find. "Take what you need and enjoy."

President Lee is considering a "soft" repair clinic opening for Saturday, May 22nd. Clients would be in-house, club members and all safety protocols would be in effect. Please send your thoughts to:

[radiorich@prodigy.net](mailto:radiorich@prodigy.net).

At our January "Zoom Holiday Party" meeting, the club offered a 1934 Grunow 660 raffle radio that was won by member Pat Dillon. He found it "stunning." Pat sends out his thanks to Cassie the dog for selecting him as the winner, to Frank Devlin who called when Pat's zoom audio wasn't working, to president "Radio Rich" for personally delivering it and especially to Bruce Ingraham for his great restoration. "Not only is it drop dead gorgeous but it sounds AWESOME."

**THE JERSEY BROADCASTER** is the newsletter of the New Jersey Antique Radio Club (NJARC) which is dedicated to preserving the history and enhancing the knowledge of radio and related disciplines. Dues are \$25 per year and meetings are held the second Friday of each month at InfoAge or Princeton University. The Editor or NJARC is not liable for any other use of the contents of this publication other than information.

**PRESIDENT:**

Richard Lee (914)-589-3751  
[radiorich@prodigy.net](mailto:radiorich@prodigy.net)

**VICE PRESIDENT:**

Sal Brisindi (732)-308-1748  
[salb203@optonline.net](mailto:salb203@optonline.net)

**SECRETARY/NEWSLETTER EDITOR:**

Marv Beeferman (609)-693-9430  
[mbeeferman@verizon.net](mailto:mbeeferman@verizon.net)

**TREASURER:**

Harry Klancer (732)-238-1083  
[klancer2@comcast.net](mailto:klancer2@comcast.net)

**SERGEANT-AT-ARMS (WEST):**

Darren Hoffman (732)-928-0594  
[amcmataador@aol.com](mailto:amcmataador@aol.com)

**SERGEANT-AT-ARMS (EAST):**

Rotating

**TRUSTEES:**

Ray Chase (908)-757-9741  
[raydio862@verizon.net](mailto:raydio862@verizon.net)

Phil Vourtsis (732)-208-4284  
[philvourtsis@gmail.com](mailto:philvourtsis@gmail.com)

Bill Zukowski (732)-833-1224  
[n2yeg@optonline.net](mailto:n2yeg@optonline.net)

**TECHNICAL COORDINATOR:**

Al Klase (908)-892-5465  
[al@ar88.net](mailto:al@ar88.net)

**TUBE PROGRAM CHAIRMAN:**

Al Klase [tubes@njarc.org](mailto:tubes@njarc.org)

**SCHEMATIC PROGRAM:**

Aaron Hunter (609)-267-3065  
[ahunter01@comcast.net](mailto:ahunter01@comcast.net)

**CAPACITOR PROGRAM:**

Joe Giliberti (732)-609-9777  
[starbase89@gmail.com](mailto:starbase89@gmail.com)  
[capacitors@njarc.org](mailto:capacitors@njarc.org)

**RESISTOR PROGRAM:**

(To be announced.)

**WEB COORDINATOR:**

Dave Sica (732)-382-0618  
[dave.sica@njarc.org](mailto:dave.sica@njarc.org)

**MEMBERSHIP SECRETARY:**

Marsha Simkin (609)-660-8160  
 33 Lakeland Drive  
 Barnegat, N.J. 08005  
[mhsimkin@comcast.net](mailto:mhsimkin@comcast.net)



**Thank you Miss Cassie for choosing the winning raffle!**

International Marconi Day (IMD) is a 24-hour amateur radio event that is held annually to celebrate the birth of Marconi on 25 April 1874. The event is usually held on the Saturday closest to Marconi's birthday and it will be held on April 24th. The purpose of the day is for amateur radio enthusiasts from around the world to make contact with historic Marconi sites using communication techniques similar to those used by Marconi himself. The site must be somewhere Guglielmo Marconi has personally operated from, lived or set up experimental stations. InfoAge at Camp Evans fits this criteria perfectly!

Information regarding the club's participation will be updated on the Communicator. Last year we used the club's 100 watt rig and the 100' dipole above the museum. It's fed with a ladder line and a 100 watt autotuner with a balun. Ted (N2KPS) did not attend last year but he was wondering what the setup would be. "With enough time, we could be a force to be reckoned with. Most contest stations have monster setups, but you don't need all that to put on a good show." Ted went on to say:

"So for Marconi day and field day I feel

the Doublet we have at our station right now will do well on stock power, but let's put our feelers out to require some horsepower for the station and maybe put up a resonant loaded OCF dipole that can handle 2.5 KW and is cheap to build...You don't need a tower and a beam to be a Big Gun station."

"Now when we become a Big Gun and have a special event for the Museum and Club, we can say 'Thank you to all the stations that requested QSL cards and for their generous financial support of the museum.' Notice I didn't ask for money on the air which is not allowed, but if they are directed to the proper websites through our QRZ page for call sign lookup and QSL information, you never know what they might be inclined to do."

Send your comments and recommendations regarding Marconi Day to Nevell Greenough ([ngreenou@optonline.net](mailto:ngreenou@optonline.net)) or to Al Klase ([al@ar88.net](mailto:al@ar88.net)).

The Vintage Computer Foundation (VCF) will hold a swap meet featuring vintage computers, electronics and HAM radio on April 24th (rain date April 25th) from 8 AM to 2 PM at the parking lot across from the Brookdale College Wall Campus. This is located on Monmouth Blvd. on the road leading to InfoAge. For information, go to:


<http://vcfed.org/wp/vcf-swap-meet>

The Sussex County Hamfest is tentatively planned for July 18th. Location is 37 Plains Road, Augusta, NJ 07822. Check the club's website, SCARCENJ.org, for status and updates.

In recognition of Women's History Month, *Radio World* republished a story by member James O'Neal which originally appeared in 2020 titled "Mary Day Lee, Radio Pioneer." Since the story features my Brooklyn roots and the Brooklyn Children's Museum, it really touched an additional nerve. Here's Mr. O'Neal's introduction:

"However, radio in the early 1900s was very much a 'man's world.' It involved working with lethal voltages, physically large and heavy apparatus and the climbing of high masts - something women 'just didn't do' then. (Lee de Forest's 1907 marriage to Nora Blatch wound up in the divorce courts because she persisted in her career as an engineer after their nuptials.) Such stigmas notwithstanding, Mary Day Lee arrived at the Brooklyn Children's Museum on Oct. 3, 1905, and began a nearly two-decade-long career in instructing boys

and girls about the wonders of electricity, radio and the physical world around them."



One of Lee's charges, Frank Hart, operates the museum's first radio station as an unidentified youth observes. The station was located in Lee's office and was under her control. It operated with the self-assigned call letters of 'CM' for Children's Museum. (Photo by George Flanagan.)


The easiest way to find James' story is to Google "Mary Day Lee, Radio Pioneer." Perhaps next month I'll be able to include a story about Florence Violet McKenzie, Australia's first female electrical engineer.

There has been a lot of chatter on the NJARC Communicator about the Coast Guard's icebreaker *Polar Star* and the ship's diesel-electric propulsion system running on borrowed time as the diodes used in its AC/DC rectifier are no longer manufactured. Member Dave Sica hinted at a similar problem I had when working at the Oyster Creek nuclear power plant (since decommissioned) so it's time to offer the "rest of the story."

Oyster Creek began commercial operation in 1969 and dealing with part obsolescence was an ongoing problem that was one of my major duties. The circuit board that measured neutron flux (and thus power) used a Raytheon subminiature pentode that was obsolete and impossible to find. Fortunately, I came across a stash of about 200 at some surplus place and jumped on it. Unfortunately, even NOS material needed to be tested using certified equipment before it could be used in the plant.

One of the very few people in the plant trained in the old ways of radio electronics, my experience came in handy. It would have been a nightmare to cobble together a rig to test each tube individually. My TV-7 D/U tube tester came to mind but being "uncalibrated," it was not certified to verify results. Therefore, I decided to build a test rig that could be connected directly to the TV-7's miniature socket that allowed me to read tube parameters with calibrated equipment. I cut the base off one tube and used the exposed leads to form a connector. I also connected leads to the tube tester's meter so mutual conductance could be read as a function of the meter's 200 uA full scale reading using a calibrated instrument. Although not as fancy as a full-fledged tube analyzer, my rig served its purpose.

After a little digging, I managed to come up with the adapter I built. It really brought back some memories!



### In Case You Missed Them

Here's a couple of postings on the NJARC Communicator that you might have missed and want to view when you get some free time:

- Dave Sica suggests it's good to realize that there's just a little Richard Freynman even in us radio nerds:

<https://youtu.be/nmEoL5C7ths>

- It's fun to see what is found in other collections. Joe Devonshire suggests the following:

<https://www.youtube.com/watch?v=a-SZJYz5hY&t=174s>

<https://www.youtube.com/watch?v=35IOvGE4rt4>

- Radio applause cards are another unique radio collectible. Paul Mondok found a great article in *Nuts & Volts* Magazine:

<https://bit.ly/3cpesXP>

### Upcoming Events

April 24th/25th - International Marconi Day Contest/Celebration at infoAge station W2RTM

April 24th - VCF Swap Meet, Brookdale College parking lot (near InfoAge), <http://vcfed.org/wp/vcf-swap-meet>

May 6th/7th - Kutztown Antique Radio Show

May 14th - Monthly meeting via Zoom, Show & Tell/Hints & Kinks

May 22nd - Spring Repair Clinic at InfoAge (Tentative)

June 11th - Monthly meeting via Zoom; Prof. Joe Jesson presentation (tentative)

June 26th/27th - ARRL Field Day; station W2RTM on grounds of InfoAge

July 18th - Sussex Hamfest (tentative); check SCARCNJ.org for updates

July 9th - Monthly meeting via Zoom; Alan Wolke presentation (tentative)

## CANAL STREET MEMORIES

By  
Bill Zukowski



I used to go to "Radio Row" in the mid '60s while in high school, prior to its unforeseen demolition. I lived in Queens, a "two fare" zone so it was 15 cents to first take the bus the Flushing. Then, another 15 cents for the subway, changing trains midway. I think it was the E train and the exit was Hudson Terminal.

I didn't have much money and was working off-the-books for \$1 an hour as a bicycle delivery boy for a mom & pop Italian grocery store. So, I had to be frugal with the few dollars I had.

One of my favorite shops was Leeds Radio. I can remember a pile of ARC 5's about ten feet tall against the wall. To save money, I bought one that was outside the 40-meter band and had a silver, aluminum case. These were less desirable than those with a black, wrinkle finish enclosure. You had to really watch your step walking around Leeds - stuff was everywhere! Eventually, I built a power supply that was very dangerous by today's stand-

ards and a crystal oscillator from the *Radio Amateur's Handbook*.

Another store that I remember was Leotone's, a dark, cavernous place. The owner, who we referred to as "old lady Leotone," would always yell at those customers who would touch stuff but never buy anything. The store's claim to fame was speakers. Walking by the store, you would hear a cacophony of indecipherable music and voices.

Almost every store had TVs on the sidewalk. They were all fitted with those plastic film sheets that you would place in front of your black & white TV to "convert it to color". Of course, they only worked for scenes with a blue sky and green grass.

There was also Harrison, where I bought my first receiver, a used Hallicrafters S-38-E. They also carried a wide assortment of obscure parts. I bought a Millen bezel for a monitor scope, also built from the "Handbook." The store had a large ham station set up in the window - I think it was a Collins. One thing I do recall was an Electro-Voice 664 microphone as part of the display.

Then there was Metro Electronics which survived demolition and where I bought a pair of Altec Lansing Valencia speakers in 1975. Further west was Knickerbocker Annunciator, where you could buy any length of any type of cable. Also a survivor of demolition, I bought some low loss coax in about 1975-76 for my TV antenna. It was Belden 8213; funny that I still remember stuff like that but today I need to write a grocery list that only includes three items!

There was Arrow Electronics, Leonard Radio, Terminal Hudson, Barry Electronics and many others that I don't recall. Barry did move further north to Broadway and I know they were still there until the mid '70s. There is a Barry Electronics currently located in Lima, Ohio, but I can't find any reference of them being the same Barry that was in Radio Row.

The ride home on the subway and bus was sometimes difficult depending on what I bought while I imagined what Radio Row was like in the 1950s and earlier. Sometimes, thinking of all the goodies that I missed, I wondered if I hadn't been born too late. I got my first real camera, a Minolta, in 1963, but unfortunately I never thought of taking pictures of my forays.

Ironically, in 1971, I started my career at AT&T on Avenue of the Americas, one block south of Canal Street and about 20 blocks north of Cortlandt Street - sort of a mini Radio Row. I don't know what it was like in the '60s, but through the '70's

it was still a grand place to spend my lunch hours.

I was able to buy an Atwater Kent 40 in about 1975 to replace one that I had loaned to a high school friend who never returned it. I also stocked up on many items that I still have today. Among them are meters, a Variac, an isolation transformer and heat shrink tubing in four-foot lengths. The Variac and isolation transformer were bought from a store named Richman Electronics on Canal and Church Streets. One day, I noticed a small box of "silver things" on the counter - "Grid Leak Drip Pans" made by Muter. They were an advertising promo from the 1920s. The owner gave me one (I was a "regular"). It has since been long gone - try finding one now!



**Try finding one now!**

#### Editor's Epilogue

After nearly 36 years in business as the one-stop-shop and online resource for high-tech professionals across nine states and 31 stores, Fry's Electronics is closing its doors. The original Sunnyvale California store stocked numerous high-tech supplies such as integrated circuits, test and measurement equipment and computer components, as well as software and various other types of consumer electronics. The store was one of the few retail outlets in the country that sold off-the-shelf microprocessors, such as the Intel 80286.

Member Robert Tevis commented on the Communicator that he used to go to Santa Clara for business years ago and a pilgrimage to Fry's in Sunnyvale was a consistent ritual. He noted that this was the place where Steve Jobs would get parts for the first Apple computers. "In fact, you could have called it the store that supplied Silicon Valley."

It seems the trend to unearth, browse and touch our extinct and NOS electronic needs continue to move online. However, according to some NJARC members, a few oases still remain where one can still enjoy the smell of old Bakelite or perhaps play with the dials of a vintage Hammarlund. For others, dreams of "if I only knew then what I know now" still

persist. Member Dave Sica contributed the following:

"I was fortunate to get to a place in downtown Newark a few times back in the late sixties/early seventies. The name was United Radio Company and it was an amazing place. A multi-floor warehouse with a definite 1920s-era vibe. It clearly went back to Newark's 1920s heyday as an important center of the new radio industry.

Shelves of components as far as the eye could see, and the old guy who ran the place let you walk up and down the parts aisles behind the counter looking for stuff. There was a lot of the small stuff like switches which were 5 cents, 10 cents and 25 cents each.

I knew relatively little about vintage electronics back in the sixties (heck, some of what we collect now hadn't even been invented yet at the time!) and I can't imagine what I passed by on those shelves without even knowing what it was."

Member Louis Shirley felt that a sunny, chilly day in March was a good day to visit what he calls "the candy store" - Greenbrook Electronics:

"Haven't been to the new store before. Last visit was before they moved the shop to the new location. My, my, my - eye candy everywhere! This place is a dream come true. Had no clue as to how different things would be compared to the old store. The new store is huge - I could easily spend (and be happy to do so!) an entire day rooting through all the aisles and shelves looking for some new "candy" to bring home.

Wallet was a wee bit lighter when I left but the sweet tooth was very much satiated, finding just what I needed to complete my latest project. I miss the long since closed Williams Electronics store in Highland Park and IEI is a long drive for me, but thankfully Greenbrook Electronic's 'candy store' is nearby, bigger and better than before."

Member Mike Shaw says that his "candy store" is in Wayne on Route 23 - Wayne Electronics LLC. The owner, Paul Cincotta, has a little bit of everything. Sometimes he picks up vintage stuff at very reasonable prices. He also has a table with all \$1.00 items. Every once in a while he puts up a ham rig on consignment from a friend.

Have any "Canal Street Memories" of your own? Know some obscure electronic surplus stores still in business? Send your stories to [mbeeferman@verizon.net](mailto:mbeeferman@verizon.net) and we'll get them into the *Broadcaster*.

## DX CONTEST RESULTS

Compiled By  
Tom Provost

### Category A - Crystal Radios

No entries.

### Category B - Primitive Tube Receivers- 1 or 2 Tube

#### First Place

**John Ruccolo** 576 pts. 12A7 one tuber with 40 Watt lamp in series, random wire antenna

\*MDS 900 kHz CHML Hamilton, Ont. 354 mi.

### Category C - 1920's Battery Sets

#### First Place

**Marv Beeferman** 5,963 pts. 1923 Grebe CR-12 four tube using 30 ft. Antenna and ARBE III power supply.

MDS 720 kHz WGN Chicago, Il. 720 mi.

### Category D - Other Tube Radios Sold for Home Entertainment

#### First Place

**Bill Sloma** 10,096 pts. Zenith R 600 Trans-Oceanic using built in ant. and extra loop

MDS 850 kHz KOA Denver, CO 1,615 mi.

#### Second Place

**Aaron Hunter** 9,322 pts. 1931 Majestic Model 21 using Al's Basic Loop. MDS 600 kHz CMKA San German, CU 1,347 mi.

Frank Feczko 9,175 pts. Zenith B 600 Trans-Oceanic using built-in ant. And external Select-a-Tenna loop.  
MDS 1200 kHz WOIA San Antonio, TX 1,008 mi.

Note: station distances adjusted for Frank DXing in Leesburg, FL.

Tom Provost 8,578 pts. 1965 Norwegian Mascot Regent 652 using Czech designed home built loop. MDS 870 kHz Radio Reloj, CU 1279 mi.

### Category E - Amateur, Commercial and Military Tube Type Radios

#### First Place

**Darren Hoffman** 10,581 pts. Technical Materials Corp (TMC) GPR 90 switching between two 80 ft. long perpendicular antennas. MDS 850 kHz KOA Denver, CO 1,615 mi.

#### Second Place

**Owen Gerboth** 9,129 pts. Lafayette HE-10 using random wire, MDS 790 kHz Radio Reloj, CU 1,279 mi.

Al Klase 8,481 pts. Hammarlund HQ-120 using Skywaves Shielded Loop, MDS 600 kHz CMKA San German, CU 1,347 mi.

John Ruccolo 7,947 pts. Hallicrafters SX-17 with matching speaker using random wire, MDS 790 kHz Radio Reloj, CU 1,279 mi.

Daniel Gervais 4,691 pts. EH Scott SLMR morale receiver using 40 ft. Random wire,  
MDS 1110 kHz WBT Charlotte, NC 807 mi.

Note: station distances adjusted for Daniel DXing in St. Hubert, Quebec, CA

**Category F - Any Radio of your Choosing****First Place**

**Bill Hemphill** 11,078 pts. Philco Trans-World T-9 using large wood frame tunable loop along with tunable and rotatable hula hoop loop, MDS 1200 kHz WOAI San Antonio, TX  
1,558 mi.

**Second Place**

**Bill Zukowski** 10,311 pts. Yaesu FT-757GX transceiver using 30 ft. Random wire, MDS 720 kHz Chicago, IL 1,149 mi.

Note: station distances adjusted for Bill DXing in Delray Beach, FL

**Third Place**

**Aaron Hunter** 10,285 pts. Benmar Navigator 555 w/ Tecsun AN-200 Loop MDS, 1200 kHz WOAI San Antonio, TX 1,558 mi.

**Fourth Place**

**Frank Feczko** 9,920 pts. CC Radio (Sangean) using internal loop, MDS 1030 kHz WBZ Boston, MA 1,118 mi.

Note: station distances adjusted for Frank DXing in Leesburg, FL

Darren Hoffman 9,910 pts. Zenith Royal 790 transistor using loop in pivoting Handle,  
MDS 850 kHz KOA Denver, CO 1,615 mi.

Al Klase 9,516 pts. Drake R8B using Skywaves Shielded Loop, MDS 600 kHz CMKA San German, CU  
1,347 mi.

Fred Warwa 9,194 pts. Yaesu FT-450 transceiver using 55 ft. random wire, MDS 670 kHz KBOI Boise, ID  
2,144 mi.\

Owen Gerboth 8,566 pts. Realistic DX 400 using 80 ft. Wire antenna, MDS 790 kHz Radio Reloj, CU 1,279  
mi.

Mike Shaw 8,541 pts. ICOM IC-765 transceiver using 125 ft. Long wire, MDS 870 kHz WWL New Orleans,  
LA 1128 mi.

Joseph Serafin 8,388 pts. Radio Shack DX 390 using internal antenna, MDS 1040 kHz WHO Des Moines, IA  
1,014 mi.

Phil Vourtsis 7,698 pts. Sony TFM 1000 using loop, MDS 740 kHz CFZM Toronto, CA 925 mi.  
Note: station distances adjusted for Phil DXing in Myrtle Beach, SC

**Category G - Light Weight- Any Radio Weighing Less than 1 Pound.****First Place**

**Richard Lee** 8,439 pts. Tecsun PL380 using 4" FSL ferrite loop hardwired into radio, MDS 1540 kHz KXEL  
Waterloo, IA 1,028 mi.

Note: station distances adjusted for Richard DXing in Southold, NY (Long Island)

Marv Beeferman 8,300 pts. HanRong Da HRD-602 (Radio For Sporting Man) using AM1000 Terk  
Advantage loop MDS 870 Radio Reloj, CU 1,279 mi.

Joseph Serafin 7,457 pts. Kaito KA 345 using Terk loop, MDS 1040 kHz WHO Des Moines, IA 1014 mi.

**OLD RADIO AND TV CONSOLES... THE HOT NEW THING**

**Edited by Marv Beeferman**


*The following is based on a story in the Los Angeles Daily News by Richard Waggoner published February 23, 2021...Ed*

As posted in recent published information and YouTube videos, it appears that console stereos that could be found in living rooms of the 1950s and 1960s are back! These consoles were from an era prior to the component-based stereos that took over in the late 1960s and '70s. The better models from Magnavox, Zenith and others combined fine furniture, good sound, an even occasionally a large screen TV. Earlier models were, of course, tube based - solid-state designs came later.

There is a small but dedicated group that is restoring these old consoles, and there are companies that will do it for you. Some restorations bring in modern technology such as Bluetooth connections and media players. But you can also buy brand-new models from a few companies.

The new models are not cheap. The reason is that the wood used in crafting the furniture is stunningly beautiful and the products are handcrafted in the United States. Models from Wrensilva and Luno are constructed in California and list prices run from about \$7500 to \$15,000 depending on the model. These consoles include a record player but no radio tuner. To play radio, they rely on streaming internet services, or you can add an auxiliary tuner. (Non-true radio buffs don't find this as a disadvantage - the apps they use are often as easy to use as an old radio and the sound is usually better.)

You might want to question the purpose of bringing back an old idea that, in most minds, way past its prime. Interestingly, it appears to be driven by a new technology; flat-screen TVs. Match a new wall-hung large flat-screen with a new or refinished console stereo made of finely polished walnut or mahogany, and you have a new elegance some feel is missing from most modern electronics. The added bonus is that even the vintage ones can make your home entertainment system sound great.



LUNO's flagship model EGB2 (above) sells for \$9,995 and is described as a timely update of the classic record consoles of the 50's and 60's.

"The beautiful Mid Century inspired design, boutique minimalist turntable, pull out MiniBar and custom gold rimmed whiskey glasses effectively evoke the luxurious style and modernist design of the Mad Men era...However, looks are not all that the EGB2 has to offer. Look under the hood and you'll find all the trappings of a powerful sounding music system. Each EGB2 is hand-wired by engineers with decades of experience and couldn't be easier to use. Plug in the power cord, lift the tonearm, drop it on to your favorite record and enjoy the warm, rich sound of the EGB2's custom designed two way speaker system. Need more bass? Not a problem. Built into the EGB2 is a separate 100w enclosed sub-woofer and a three band tone control. Want to stream music from your digital devices? Just toggle the selector switch and the EGB2 can now be controlled from the wireless device of your choosing. Need somewhere to store your records? The EGB2 has storage space for up to 150 records built in....Want a drink while listening to your records? The EGB2 features it's signature pull out minibar complete with gold-rimmed LUNO whiskey glasses and storage space for four average size liquor or wine bottles. All LUNO record consoles are proudly 100% analog turntable stage."


**WIKIMEDIA COMMONS... A GREAT RADIO HISTORY RESEARCH TOOL**

**By Marv Beeferman**


As of late, I've been enjoying searching through Wikimedia Commons. This is a media file repository making available public domain and freely licensed educational media content (images, sound and video clips) to everyone. It uses the same wiki-technology as Wikipedia and everyone can edit it. It currently contains easily searched 70,670,284 files and 68,703,579 media collections.

Unlike traditional media repositories, Wikipedia Commons is free. Everyone is allowed to copy, use and modify any files freely as long as they follow the terms specified by the author. This often means crediting the source and author(s) appropriately and releasing copies or improvements under the same freedom to others.

From time-to-time, I'll try to post interesting examples in the *Broadcaster*. Here are a few examples:



**In 1926, WJAZ in Chicago, Illinois was accused of being a "pirate" radio station because it had begun transmitting on an unassigned frequency of its own choosing. On February 5, 1926, while litigation with the U.S. government was ongoing, the station broadcast the operetta "The Pirate." For publicity, the engineering staff was photographed wearing pirate outfits in the transmitter room. Original caption was "THE CREW OF A 'PIRATE STATION' IN ACTION." Source: Page 90 of May 1926 issue of Popular Radio - uncredited publicity by Zenith Radio Corporation.**



**Truck-mounted portable radio station WJAZ, used by the Zenith Radio Corporation to evaluate candidate sites around Chicago for the station's permanent transmitter placement. Original caption: "A traveling Broadcasting Station: (Continued page 8...)"**

(Truck continued...) The motor truck carrying a broadcasting station which has been traveling about near Chicago. It is said to be the first complete, self-contained, self-sustaining battery-operated station functioning without any external source of supply and carrying its own antenna."

## RECENT AUCTION DISCOVERIES

By  
Marv Beeferman

Among the radio-related activities that have been affected by Covid-19 have been live auctions. Although these have been slowly recovering with the imposition of strict attendance criteria, on-line auctions have proliferated. Lately, I have been tracking items up for online bid via Auction Zip (see AuctionZip.com), the world's largest online auction marketplace. Although thousands of items are listed every week, you can be notified of a particular type of item (i.e., radios) by using the site's search function.

Considering premiums (although many live auctions also charge premiums), and the cost of shipping plus the fact that you really can't examine items "up close," you do occasionally come across a bargain or that special model that you've been looking for over the last 20 years. Also, it's fun to compare prices and discover those rare and unusual radios and radio ephemera that you never thought existed. Here's a few examples that I've come across lately:

Although the round RCA sign at the top is somewhat common (I have one in my collection) and usually sells for around \$300, the addition of "Expert Radio Service" and the store owner's name makes this one somewhat unique. It sold for \$3,000 with an estimated shipping cost of \$25 to \$55.



This "folk art radio" appears to have been created from a Philco cathedral. It has a central arched roof flanked by a tower and slanted roof wings and sits on a side table base. It also has interior lights. It sold for \$160.



The Tucker radio box has been opened only to inspect its contents and contains the original warranty papers and installation instructions. The radio will be auctioned in April.



If I'm not mistaken, the club has a similar item in storage. This intricately carved fireplace radio is marked RCA VICTOR. The fireplace included a set of 3 brass fireplace tools and stand and a pair of andirons. A tool set was also included that contained a poker, tongs/grabber and a shovel. It sold for \$325.



When a customer put a deposit down for a new 1948 Tucker automobile, they were given several items such as a lap robe and radio. The radios were produced by Motorola and specifically packaged for Tucker. The station buttons spell out T-U-C-K-E-R in red.