

# The Jersey Broadcaster

NEWSLETTER OF THE NEW JERSEY ANTIQUE RADIO CLUB

September 2022

Volume 28 Issue 9



## MEETING/ ACTIVITY NOTES

Reported by  
Dave Sica

The *Jersey Broadcaster* is distributed to members via email as a PDF file. Back issues of many of our newsletters are available on the club's website:

<http://www.njarc.org/broadcaster/>

At our August meeting, Al Klase gave his talk "Understanding and Building Crystal Radio Sets." He covered the basic theory of crystal radio operation as well as finer points about how to optimize the performance of a crystal radio set, as well as selection of antennas, crystal detectors, headphones for best performance. Finally, he discussed more esoteric points such as impedance matching and using ferrite cores coils to improve performance.

Al covered the design of several of his 'nearly famous' crystal sets including the PGXS ("Pretty Good Crystal Set") and the "City Mouse" crystal radio. He also explained the "Benny" Resistor, a component not historically included in crystal radios, but used by those in the know in all high-performance contemporary sets.

The presentation is available on [YouTube](#).

## MEETING NOTICE

The next NJARC meeting will take place on Friday, September 9<sup>th</sup> at 7:30 PM. The meeting will be held at InfoAge in Room 9032A. The most recent information about the meeting may be found at the club's website [www.njarc.org](http://www.njarc.org). The meeting topic will be "A Tale of Two Radios" by John Ruccolo. The meeting will also be livestreamed on YouTube.

## From The President's Workbench

By Richard Lee

Greetings Fellow Enthusiasts,

Recently, I was told by a club member, that I could not have W2RTM as my car's license plate Identification number. They "emphatically" pointed this out, while pointing down to my license plate! I said 'this plate is a New York State issued "vanity" plate.'

My registration was up for renewal, and I thought it would be a nice gesture to advertise our club's Amateur Radio Station W2RTM with this vanity plate, which did cost extra.

I went to the New York State Department of Motor Vehicles website, clicked on the link for personalized plates, and was informed of all the non-eligible "Vanities", such as "SCRUU2", "I8CATS" and so on. I was told to type in my vanity plate request to see if it was available, and it was! I sent a check to the D.M.V., and 3 weeks later the plates were in my mailbox.



"But you're not a Ham", the member said. I informed him that my vanity plate does not include the underscore "Amateur Radio Operator" or the Antenna logo which many Ham-issued plates do contain. Not convinced, the club member walked off in a huff, grumbling that my Vanity plate could not exist!

Richard Lee Pres. NJARC  
(Oh, BTW, KD2ZQV. 73's)

**THE JERSEY BROADCASTER**

is the newsletter of the New Jersey Antique Radio Club (NJARC) which is dedicated preserving the history and enhancing the knowledge of radio and related disciplines. Dues are \$25 per year as meetings are held the second Friday each month at InfoAge or Princeton University. Neither the editor nor NJARC is liable for any other use of the contents of this publication other than for information.

**PRESIDENT:**

Richard Lee (914)-589-3751  
[radiorich@prodigy.net](mailto:radiorich@prodigy.net)

**VICE PRESIDENT:**

Sal Brisindi (732)-308-1748  
[salb203@optonline.net](mailto:salb203@optonline.net)

**SECRETARY**

Marvin Beeferman

**NEWSLETTER EDITOR:**

Dave Sica (732)382-0618  
[dave.sica@njarc.org](mailto:dave.sica@njarc.org)

**TREASURER:** Harry Klancer

(732)-238-1083 [klancer2@comcast.net](mailto:klancer2@comcast.net)

**SERGEANT-AT-ARMS (WEST):**

Darren Hoffman (732)-928-0594  
[amematador@aol.com](mailto:amematador@aol.com)

**SERGEANT-AT-ARMS (EAST):**

Rotating

**TRUSTEES:**

Ray Chase (908)-757-9741  
[raydio862@verizon.net](mailto:raydio862@verizon.net)

Phil Vourtsis (732)-208-4284

[philvourtsis@gmail.com](mailto:philvourtsis@gmail.com)

Bill Zukowski (732)-833-1224

[n2yeg@optonline.net](mailto:n2yeg@optonline.net)

**TECHNICAL COORDINATOR:**

Al Klase (908)-892-5465  
[ark@ar88.net](mailto:ark@ar88.net)

**TUBE PROGRAM:**

Al Klase [tubes@njarc.org](mailto:tubes@njarc.org)

**SCHEMATIC PROGRAM:**

Aaron Hunter (609)-267-3065  
[ahunter01@comcast.net](mailto:ahunter01@comcast.net)

**CAPACITOR PROGRAM:**

Sal Brisindi (732)-308-1748  
[salb203@optonline.net](mailto:salb203@optonline.net)

**RESISTOR PROGRAM:**

Sal Brisindi (732)-308-1748  
[salb203@optonline.net](mailto:salb203@optonline.net)

**WEBSITE ADMINISTRATOR:**

Dave Sica (732)-382-0618  
[dave.sica@njarc.org](mailto:dave.sica@njarc.org)

**MEMBERSHIP SECRETARY:**

Marsha Simkin (609)-660-8160  
 33 Lakeland Drive Barnegat, N.J.  
 08005  
[mhsimkin@comcast.net](mailto:mhsimkin@comcast.net)


**From My Collection: Radio Party**

By Marsha Simkin

In the early 1920s, getting a new radio set was a major event. It showed several things about the household. It made it known that they had indeed “arrived” and that they were on the cusp of a brilliant new technology. Many chose to share their good fortune with friends and neighbors. Hosting “Radio Parties” became a popular way to show off the new purchase and to boast of one’s skills in tuning in various stations both close-by and distant. Not everyone had a radio in their home and the new owners were ready to flaunt their “new arrival”.



Note the festive atmosphere including balloons for the younger set.



This Radiola ad also show how formal the occasion might be.




## From My Collection: Radio Party

(Continued)



These were not mere casual events but were attended by guests in “party attire”. The ladies were in dresses, heels and hats and gentlemen in suits and ties.

This sheet music “Turn on Your Radio”, Jack Mills Music Publishers, NY 1924. shows the radio, center stage, as it is being tuned in.






**From My Collection: Radio Party**

(Continued)



Even a Mah Jongg game could turn into a radio party.

When a family purchased a new radio set, manufacturers often gave them postcards they could use to invite guests to their home.



Postcard included by RCA with the purchase of a Radiola set.



## From My Collection: Radio Party

(Continued)



Crosley Radio, not to be outdone, also included invitations. The new Crosley owners were encouraged to invite friends over. This was also an ingenious form of advertising. Crosley and other manufacturer hoped the guests might like what they saw and buy a Crosley set for themselves. An RSVP was even expected.

Manufacturers also included what were known as "Applause Cards". An article on them will be forthcoming.

### Resources

Antique Radio Classified, V24, March 2007, N3, Michael Banks, Early Radio Applause Cards  
 Marsha Simkin Collection

[Nutsvolts.com](http://Nutsvolts.com)

[Ontheshortwaves.com](http://Ontheshortwaves.com)

## Radio Restorations by Bruce

By Ray Chase

Many of our members do radio restorations and others hope to learn how to do them. Some do the electrical repair, and some will tackle cabinet restoration but one of our members does the complete job with outstanding results. Bruce Ingraham has been volunteering at the museum for several years now and I did not realize his talents until an event came up a few years ago.

We get all kinds of donations to the museum; some are even left on our doorstep when we are not open, like abandoned orphans with no notes or identification. Others we have to grudgingly accept along with some decent radios. I don't recall how the Zenith S-870 console arrived, but it was in the sorriest condition of any radio I have seen. It's a lowboy; its legs that had been rodent damaged, were detached, and the knobs were missing. I did not think that it was even worth donating to the Kutztown "burn". I showed it to Bruce and indicated that I was going to dumpster it. Bruce said, "I can fix that". I have since learned not to question Bruce's challenges. So, I told him to "have at it".

Bruce is a master craftsman at repairing and refinishing woodwork, and he restores the electronics as well while making a record of what he has done. Somehow, he managed to repair the damaged legs and reattached them to the cabinet that he sanded and refinished. As for the chassis, he replaced all the capacitors, checked the tubes and got it working. The original vernier tuning dial mechanism was not fixable, so he modified it to direct drive that does not make the tuning too sensitive. As I recall, I believe he scrounged up a set of knobs for it. I supplied some grill cloth that I had; it was not authentic but does not look too bad. The pictures included in this article were taken by Bruce to document the progress of his work.

The radio now is displayed towards the rear of the museum, plays well and has been very reliable. Its particulars are: Zenith Model S-870, a seven-tube smaller sized lowboy console circa 1934 using big-pin tubes and having SW and Police bands in addition to normal AM. Since Bruce completed this endeavor, he has taken on many more "basket cases" and brought them back to life in addition to restoring them to their original beauty. I hope to follow up with their stories in future publications.

(Photos on following page)

## SAMS Photofact® Manuals

The club offers a complete library of SAMS Photofact® manuals available. All manuals, from the initial publication in June of 1946 through December of 1963 (Folder No. 1 through Folder No. 671) are available on our website as a members-only resource. If you don't have a password, contact president Rich Lee for access.

## Newsletter Back Issues

Back issues of the club newsletter are available in our online library on the website. A number of early issues of The New Jersey Antique Radio Club News are posted, as well as all copies of the New Jersey Broadcaster from 2006 to the present. You can find them by following the link to the Library from the home page of the website, or by clicking here: <http://www.njarc.org/broadcaster/>

## Kutztown XLVI is Coming!

The Fall Kutztown Radio Show is coming soon. Kutztown XLVI will take place on Friday and Saturday, September 16-17, 2022. Held, as always, at Renninger's Antique and Farmers' Market, 740 Nobel Street in Kutztown PA. If you can make it to only one radio meet this year, you owe it to yourself to get to Kutztown! More information can be found on the Delaware Valley Historic Radio Club's website [www.dvhrc.com](http://www.dvhrc.com) and on Renninger's website [www.renningers.net](http://www.renningers.net).



## Radio Restorations by Bruce

(Continued)



The radio as donated.



Cabinet as received, legs detached.

## Radio Restorations by Bruce

(Continued)



Restoring the cabinet.



Attaching the repaired legs.



## Radio Restorations by Bruce

(Continued)



Cabinet now has six good legs.



Chassis as received.



## Radio Restorations by Bruce

(Continued)



Chassis after restoration.



Underside before recapping.



## Radio Restorations by Bruce (Continued)



Underside after recapping.



The finished product. Completed May 2020.