



The Jersey Broadcaster

NEWSLETTER OF THE NEW JERSEY ANTIQUE RADIO CLUB

February 2023

Volume 29 Issue 2



The *Jersey Broadcaster* is distributed to members of the New Jersey Antique Radio Club via email as a PDF file. Back issues of many of our newsletters are available on the club's website:

www.njarc.org/broadcaster/

Meeting Notice

Our February meeting will be held at Princeton University's Bowen Hall. The meeting date is Friday, February 10. The subject of the meeting will be "Online circuit simulators and lecture demonstration devices: Useful tools for teaching about radios and electronics" by NJARC member and Princeton professor Mike Littman. For our non-local members and anyone who is unable to make the meeting in person, it will also be livestreamed on our [YouTube channel](#).

Meeting Review

Our January meeting featured our annual "Members Only Auction." There were several nice radios in the auction and a bunch of project sets. Auctioneer Darren Hoffman of JD Auction Services presided over some spirited bidding and a bunch of happy buyers went home with new radio treasures for their collection.

We also had the traditional introduction to the NJARC Broadcast Band DX Contest. This year's presentation was in two parts: first Al Klase walked us through the basics of the contest, an overview of the rules, and a bunch of hints for achieving the best scores.

The second part of the presentation was by Bill Hemphill and featured a demonstration of different types of loop antennas and how they improved reception.

The presentations and the auction are available on the club's [YouTube channel](#).

From the President's Workbench

Greetings Fellow Enthusiasts.

Well, our BCB DX Contest for 2023 has come to a close. Member Tom Provost is diligently tabulating the contestant's logs. I did not enter a log, because of the poor performance of my Crosley model 53. "It's a poor mechanic who blames his tools!" as the foreman used to say. But let me tell you about the 2021 BCB DX contest that I won, in the Ultra-light category G, 1540 kHz KXEL Waterloo, Iowa... 1,098 miles!

So, how did I manage 8,439 miles total within 10 contacts? Gary DeBock, from Puyallup, in the state of Washington, is the answer. Gary is the founder of ULtralightDX.groups.io. He introduced me to ULDXing back in 2009 with the 'ultimate' ULDXing radio the Sony SRF-59, I was hooked with this cheap AM/FM Walkman mini-radio. Silicon Labs first introduced their innovative Si4734 DSP chip in 2009. This DSP chip, and future revisions, enhanced selectivity in future ultra-light radios like the line of Tecsun radios available today.

But how much enhancement can you "hear" with a 3-inch or 4-inch ferrite rod antenna stuffed in a shirt pocket radio? Gary DeBock, and others, had the answer with their 3-inch FSL [Ferrite Sleeve Loop] antenna hardwired to a Tecsun model PL-380 DSP ultra-light portable AM/FM/SW/LW radio!

Gary, very kindly, created a "makers" tutorial of the FSL antenna build and its precise insertion into the "front end" of the PL 380 [build info below.] I followed much of the printed tutorial but with some 'mods'. I wanted to be able to null all those "flame thrower" stations without

(Continued on page 2.)



PRESIDENT RICH'S ULTRALIGHT

THE JERSEY BROADCASTER is the newsletter of the New Jersey Antique Radio Club (NJARC) which is dedicated to preserving the history and enhancing the knowledge of radio and related disciplines. Dues are \$25 per year and meetings are held on the second Friday of each month either at InfoAge or at Princeton University. Neither the editor nor NJARC is liable for any other use of the contents of this publication other than for information.

PRESIDENT:

Richard Lee (914) 589-3751
radiorich@prodigy.net

VICE PRESIDENT:

Sal Brisindi (732) 308-1748
salb203@optonline.net

SECRETARY:

(Position open)

TREASURER:

Harry Klancer (732) 238-1083
klancer2@comcast.net

NEWSLETTER EDITOR:

Dave Sica (732) 382-0618
newsletter@njarc.org

SERGEANT-AT-ARMS (WEST):

Darren Hoffman (732) 928-0594

SERGEANT-AT-ARMS (EAST):

(Rotating)

TRUSTEES:

Ray Chase (908) 757-9741

raydio862@verizon.net

Phil Vourtsis (732) 208-4284

philvourtsis@gmail.com

Bill Zukowski (732) 833-1224

njveg@optonline.net

TECHNICAL COORDINATOR:

Al Klase (908) 892-5465

ark@ar88.net

TUBE PROGRAM:

Al Klase tubes@njarc.org

SCHEMATIC PROGRAM:

Aaron Hunter (609) 267-3065

ahunter01@comcast.net

CAPACITOR PROGRAM:

Sal Brisindi (732) 308-1748

salb203@optonline.net

RESISTOR PROGRAM:

Sal Brisindi (732) 308-1748

WEBSITE COORDINATOR:

Dave Sica webmaster@njarc.org

MEMBERSHIP SECRETARY:

Marsha Simkin (609) 660-8160

33 Lakeland Drive, Barnegat NJ 08005

mhsimkin@comcast.net

From the President's Workbench

By Richard Lee

spinning the radio around. I accomplished this with a built-in turntable [see photo] which worked extremely well. The coil design was at 350 μ H. Inductance, mine measured 346 μ H !

There are many FSL designs available on the Internet, many of them



are for building passive antennas, which are less intrusive to your radio. Why not build one for next year's BCB DX Contest?

Gary DeBock's YouTube channel is [DxerGary](https://www.youtube.com/channel/UCxerGARY), the online forum is [UltralightDX. on groups.io](https://www.ultralightdx.com/groups.io) Here is the build-out article I followed

http://www.mediafire.com/file/w0gcck56f6aq7kr/3_Inch_FSL_Tecsun_PL.doc

The 2023 Broadcast Band DX Contest

The 2023 New Jersey Antique Radio Club Broadcast Band DX Contest took place on January 21-29. There were numerous participants and although conditions varied, some good “catches” were reported. Winners will be announced at the March meeting. Here are a few ‘reports from the field’ from members about their experiences.

Bill Hemphill used a GE Model 24 that he got as a gift at December’s Holiday Party. It performed as well as his Zenith Royal 500; he reported picking up exactly the same stations, and the Zenith equaled the performance of his Sony 2010! With his Torus-Loop (“Hula Hoop”) antenna right behind the radio he found it amazing how sharp the radio peaked. Bill copied five (!) Cuban stations and reported that he didn’t even need to use the loop antenna to receive them!



Bill Hemphill 's ICF-2010, Royal 500 and
“ hula hoop ”



Bill with his gifted GE

Paul Buresh reported picking up CZFM 740 in Toronto from his location in Boston.

Bill Sloma used an Atwater Kent Model 44 from 1928, TRF Radio.



Bill Sloma 's AK 44

Ian Litchfield, KD2IXL used a Philips 546AN that had literally been pulled from the trash in the Vintage Computer warehouse at InfoAge. After a cleanup and electronic restoration it performed well for the contest.



Nevell 's direction finder radio

Nevell Greenhough used an RCA AR-8712 direction finder “fixit project.” This is a 1 volt battery set with an RF stage and a single IF stage. The big thing is that it has a shielded rotary ferrite bar antenna on top which came in handy for contest work.

Aaron Hunter entered using his 1931 Ware model B1 TRF set, which he said did a little better than he thought it would. He was able to pull in Chicago, but because it lacks in gain and has no AGC he kept forgetting to turn the volume control back up, which may have caused him to miss a few stations. He actually went out and purchased a compass to see if that might help in aiming the loop when searching out stations.



Aaron with his Philco Tropic

Aaron also used a Canadian Philco Tropic 3104. He says that it looks small in the picture but is 20 inches across.

The radio performed well, and had plenty of gain, but you can't pull in a station when it is just not there, even with Al's plywood loop. He reports that he experienced a lot of fading but he did receive Radio Rebelde on 600 and 670 and WWL in New Orleans.



Aaron with his Ware

The 2023 Broadcast Band DX Contest (continued)

Dan Gervais entered from Montreal with his Crosley 51, what he referred to as his 'heavy-duty rig.' (There may have been something lost in translation there!)

Dan remarked that it was definitely a different type of radio experience using these sets vs. later more sophisticated radios since anything from the filament voltage to the setting of the regeneration control will have some effect on the radio station you're trying to listen to. It made it a lot of fun to try to pull in something. He did manage to receive a station from New York City.



Owen's setup

Owen Gerboth sent in a picture of the radio he used: a Minerva Tropic Master using a Palomar loop. Even early on in the contest, he managed to catch KMOX, WHAS, WLW, WSB, and Radio Rebelde on 670 just under WSCR. He tried KOA, although there was a station playing music on 850 that he wasn't able to null out. No report at press time as to whether or not he was successful there.

Frank Feczko reported a contest replete with trials and frustrations. He started out using a Hallicrafters S-38A. He initially thought that he got Boston on 1030 but it turned out to be WONQ in Orlando, FL. (We should point out that Frank is located in Florida!) Then it seemed for a minute that he pulled in KXEL in Waterloo, Iowa, but found that instead it was ZNS-1 in the Bahamas. Then he went to

break out the bigger guns and pulled a pair of Zenith solid-state Trans-Oceanics off the shelf. Both were dead! Grabbing another Zenith, a Royal 2000 he found out that it too was dead!

Frank reported using a total of four radios: the Hallicrafters S-38A (for 9,153 miles); a Panasonic RF-1090 (for 9,308 miles); a GE Superadio 7-2880b (for 9,064 miles); and a 2017 Dodge Journey car radio (for 8,500 miles.)



Pat with his Grunow

Pat Dillon reported in, cryptically yet with a perfect attitude: "Well.... I am not doing very well but I am having fun!" Using a 1934 Grunow 660 6-tube radio Pat did manage to pull in Chicago.

Joe Devonshire reported in from Maine that this was his second year working the NJARC BCB DX Contest with the PGXS (Pretty Good Crystal Set) designed by Al Klase. To get better performance this year, he added a front end to the set to further the performance of the PGXS. He built the front end from AZEK® PVC. This material is used in construction projects, mostly as trim. Overall the new setup performed very well. Joe reports that he'll be moving the PGXS over to that material to compare performance with the original materials.

Joe was able to hear the usual flamethrowers from NYC and (Continued on next page)



Dan and his Crosley 51



Frank's S-38A



Frank with his Panasonic



Frank's Superadio

The 2023 Broadcast Band DX Contest (continued)

Boston. Right out of the gate, he was able to easily hear WBAL and then WJR. Working from Maine, everything is further away, and hearing those stations along with several other distant ones were real catches.

Joe reports that WWVA didn't take much to ID, but he likes to make sure I have the correct station regardless of what is heard. He came across another station with a similar format and didn't want to take credit to the wrong station. Fortunately, it was close to the half hour. He was able to hear WBBM between fading, but he couldn't get the station ID.

Joe says that his biggest issue this year was with fading and fluttering. Toward the end of the week, the conditions improved greatly. Joe also gave gray line DX a try in the early AM, and tried mightily to pull in KDKA but couldn't get any further than Toronto and an arc from Wheeling, WV, down to Baltimore.


As you might expect with his proximity to Canada, he could hear many of the stations in Quebec, and Ontario. But nothing from New Brunswick, PEI, or Newfoundland. For a few stations that he didn't log, like WBBM, he got a sense of where they were located based on the advertising, but he kept missing the station ID. He reported a nice surprise, WJR 760 in Detroit MI which boomed in, and a pleasant new catch, CFNV 940 in Montreal which plays good music all night, although sadly he just wasn't able to pull in Cousin Brucie on WABC 770 out of New York City.

Joe says that he hopes to have another crystal set design up and ready for the next contest, but for the present, the 2023 contest proved to be a lot of fun grabbing those weak signals through a crystal radio.

Dave Sica: After 30 years in the club, the 2023 Broadcast Band DX Contest was the first one in which I actually participated. I had started out to do so a couple of times in the past, but always found myself distracted and never able to devote any real listening time. "This time will be different" I promised myself. And it was. Sort of. I definitely didn't break any records, but I did beat my previous personal best (of exactly zero miles.) And I was able to log what was to me a surprising number of stations using a distinctly non-high-performance radio.

I decided to use my 'nothing special' Channel Master early 5 transistor Japanese shirt pocket set. But this radio **is** special to me in two ways: it's my very first radio, a present from my grandfather in October 1959. I was laid up in the hospital at the worst possible time for a kid in the first grade: I would miss Halloween! He hoped it would help me while away the hours. I have to wonder how many five-year-olds had their own transistor radio at that point in time. This is the radio I later hid under my pillow at night and furtively listened to in wonder as 'Cousin Brucie' serenaded me over the airwaves when I was supposed to be asleep. The radio stopped working many years ago, but – and this is the second reason it's special to me – it was returned to working condition by our own Charles Blanding. I will never understand how Charles' super-sized hands could get in there and replace those tiny capacitors in those cramped spaces. Still, he did and I've been using the radio ever since, mostly to listen to Cousin Brucie, back on WABC after all these years, doing what he's always done.

(Continued)



The 2023 Broadcast Band DX Contest (continued)

Besides being a relatively mediocre performing radio even when it was new, my radio has an extra handicap; Charles had to bypass a bad IF transformer to get the set to work. So it's 'running with weights on its ankles' now, but it still brings in stations.

I'm fortunate to live on the top of a hill in an area without a lot of electrical noise. Growing up in the strong signal area of all the New York City stations, the pickin's now seem relatively slim out here in western New Jersey. My radio needed some help, which I supplied in the form of a hastily assembled a LMLA (Last Minute Loop Antenna) thrown together according to Al Klase's instructions. I had never used a loop antenna before and I was amazed at the difference it made in my little transistor radio's ability to pull in the stations.

It was, of course, a challenge to figure out where I was on the dial, what with the tiny, poorly calibrated tuning indicator on the radio and the unknown calibration and tuning range on the loop, but I methodically worked my way up and down the band with far more success than I would have ever been willing to bet on.

For my second attempt, I used my 'excess' radio. PGXS that is. This is the radio that my daughter built at our last crystal set clinic (fifteen years ago!) Al Klase's Pretty Good Crystal Set design is by all accounts a decent performer, but unfortunately, I used it with my PCLA antenna. (Pretty Crappy Longwire Antenna) which consisted of an extension cord strung across the room. Using this setup I got exactly zero stations. For the heck of it, I also tried it with the LMLA and got the results I expected: zilch!



Finally, I switched to my trusty (rusty?) Atwater Kent 10 breadboard. While the radio was completely deaf while using the loop antenna, I got significantly better results using the longwire. Significantly better than nothing, that is: my best - and only - station received was located (and I'll resort to using decimal places here) 2.95 miles away. So I believe I may qualify for the award for the shortest total miles of the contest.



First Radio / First Contest



Your editor with his prized AK 10C.

(Please note that the fire extinguisher is not there for the fireplace but for the CTC-5 television.)

I haven't strung up a 'real' 100'+ long antenna since I was a kid. I now have the room to do it, so I'm definitely going to look forward to getting better performance out of my radios in the 2024 contest.

I Try DXing

By Marsha Simkin

Every January, I've always been interested in hearing about our annual DX contest. This year, after reading all the many positive comments on the Communicator, I thought I'd give it a shot. I didn't want to actually be in the contest but just wanted to see if I could hear some distant stations. After scouting around to see the radios I had available, I bypassed both an Atwater Kent cathedral and a Zenith chair side both of which only got static. I finally narrowed it down to an Emerson PM 3911, an AC/DC portable radio which features TV/WB/FM and AM bands and a Sony TFM 6060W. Both are analog and would have to only rely only on the antennas they were made with. I put a new battery in the Sony and plugged in the Panasonic.



Sony TFM - 6060W

The first night, I used the Sony and after playing around with it, I almost quit as all I was hearing were talk radio shows and endless basketball games. I persisted and got my first hit at 10:32PM, WGY (810) in Albany (Schenectady) NY. I then heard WJAS (1320) in Pittsburgh and the next evening, WBAL (1090) in Baltimore. A few nights later, I tried again and was rewarded when I heard WLW (700) Cincinnati, WHAS (840) Louisville and WSB (750) Atlanta.



Panasonic PM 3911

The next night, after being inspired by the log posted by Frank Feczko, I used the Panasonic and pulled in WHP (580) Harrisburg PA, WBZ (1030) Boston and KDKA (1020) Pittsburgh.

Then, the light bulb went off!!




I had recently submitted an article for the NJARC Broadcaster on collecting EKKO stamps. It is slated for publication soon and it will explain better what the connection is. Basically, in the early days of radio, people would "listen in" to try to tune in distant stations. They would correspond with the stations and be rewarded with a stamp they could then place in an album that they had purchased from the EKKO Company. This was for regular broadcasting and had nothing to do with amateur radio and QSL cards.

Almost 100 years later, I was doing something that was practically the same. I checked my EKKO collection and found that I had stamps for all the stations I had recently heard. I also found examples of correspondence between the stations and listeners. Just the personal touch that is lacking in today's times. I finished my DXing experience with tuning into WJR (760) Detroit and WGN (720) Chicago.

I was quite pleased with myself and decided to enter my log into our contest.

Would I try it again? I'm not too sure at this point as I haven't honed in on my technique just yet. Do you find a station that is fairly clear and stay on it and wait until they identify themselves, do you just flip around hoping to catch something, do you go to a place on the dial where a station should be and wait to see if you hear something, etc? It


I Try DXing (continued)



WBAL
Consolidated Gas,
Electric Light
& Power Co
Baltimore MD




WLW
Crosley Radio Corp
Cincinnati OH



WSB
Atlanta Journal
Atlanta GA


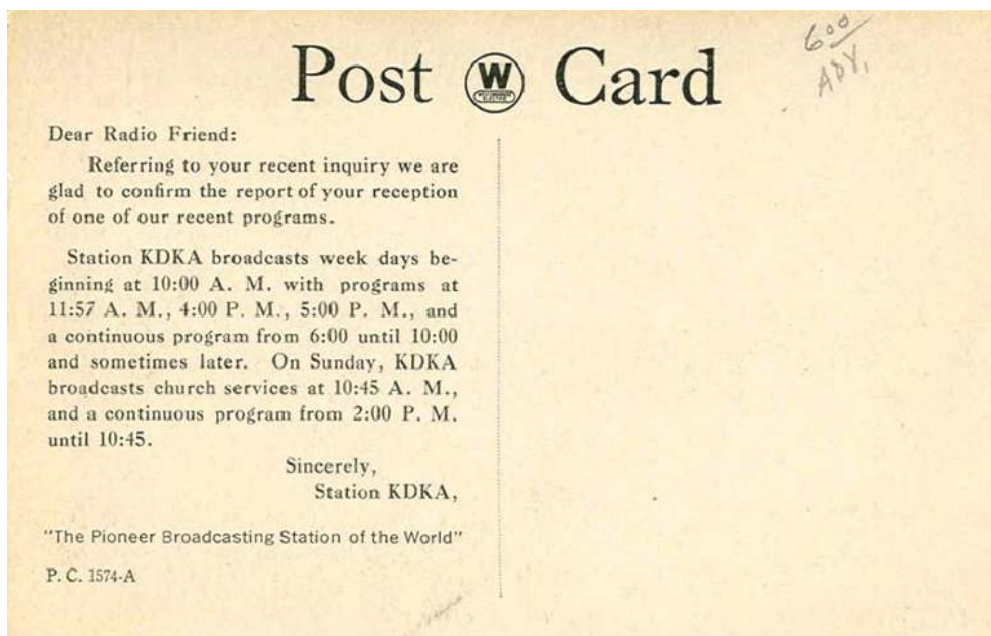


WJR
Jewett Radio &
Phonograph Co
Pontiac (Detroit) MI

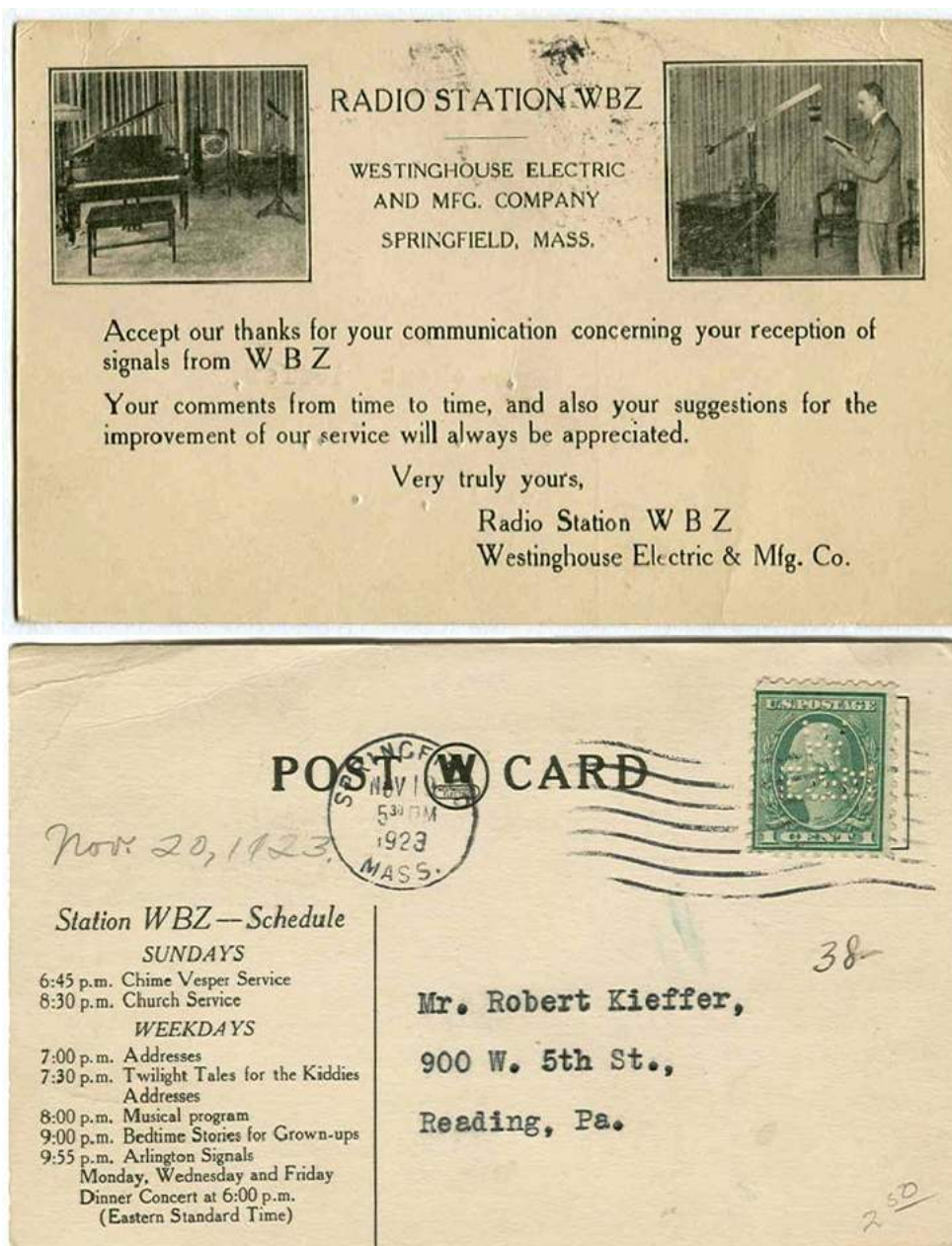


WGN
Chicago Tribune
Chicago IL

I Try DXing (continued)



I Try DXing (continued)



WBZ was granted its first license by the United States Department of Commerce on September 15, 1921, and was originally located in Springfield, MA. In order to better reach the larger city, Westinghouse built WBZA in Boston in August of 1925.

In 1931, Westinghouse switched the call letters of the two stations, with WBZA moving to Springfield and WBZ going to Boston.

<https://www.hammondmuseumofradio.org/wbz.html>
<http://vintageqsl.blogspot.com/p/reception-stamps.html>
<https://www.worthpoint.com/>
<https://ouriowaheritage.com/>

Radio Valentines

By Marsha Simkin

Vintage radio-themed Valentine postcards by Ellen Clappsaddle. Clappsaddle was a prolific postcard and greeting card illustrator. These were published by the Wolf Publishing Co as part of their Series 452.



Postmarked 2/12/1927



Postmarked 2/13/1925



Hand-dated 2/14/1925, not mailed.

Radio Valentines (continued)



Wolf also published this Ellen Clapsaddle postcard as part of Series 452 from the 1920s. What makes this one of particular interest is that the illustration appeared in two reincarnations on Hallmark greeting cards. Example #1 was a sort of die cut card where the top overlay was smaller than the back of the card. It had a top fold format. It also had gold embellishments and was very possibly from 1983. It was priced at \$2.49.

Example #2 had a regular side fold format. This card was part of a pack where all the designs were the same. I purchased the pack at Walmart somewhere in the 2000s. The front greetings were the same although in different type sets. The inside messages were different.

#1 A special "Hello" on Valentine's Day and a little reminder, too -
The world is nicer for someone like me because of someone like you!

#2 Sending you a warm "Hello" to keep in touch and then
To say that you'll be in my thoughts until we meet again!

Nowhere on the Hallmark cards is there a reference to Wolf Publishing or Ellen Clapsaddle. I guess Hallmark bought out the rights to the illustration or whatever copy writes (if any) there were had expired.



#1



#2

Hallmark

www.hallmark.com



U.S.A. 2.49
Canada 3.49
V 621-1
© HALLMARK CARDS, INC.
KANSAS CITY, MO 64141
TORONTO, CANADA M2J 1P1
MADE IN CHINA
02-83

Connections
from Hallmark

VVC 111 F
© HALLMARK LICENSING, INC.
HALLMARK CARDS, INC.
MADE IN U.S.A.
www.hallmark.com


Radio Valentines (continued)



Mechanical Valentine

Listen in Girlie

I 'm, broadcasting to you for my Valentine
Louis Katz NY Made in USA



Mechanical Valentine

I 'd broadcast who my Valentine is if you 'd tune in and listen
Louis Katz NY 1924 Made in USA



Mechanical Valentine
Made in Germany



Mechanical Valentine

You and Me

We sit entranced at the radio
A song of true love is the cause
I listen in fine with my dear Valentine
And we give them a lot of applause



New England Vintage
Electronics Club
presents



NEW ENGLAND VINTAGE

ELECTRONICS

E · X · P · O · 6

Sunday March 5, 2023

Flea Market Runs From 8:00am-1pm

Flea Market Event with at least 25 year old VINTAGE Radios, Amplifiers, Record Players, Vinyl, Stereo Receivers, Speakers, Telephones, Transistor Radios, Tube Hi Fi and Audio, Television, Amateur Radio and Communication Devices, Vacuum Tubes, Telegraphs, Enigma, Gaming Equipment, Early Computers and Calculators, and the Paper and Literature of same.

NEVEE is the East Coast's Largest Antique Radio and Vintage Electronics Show & Flea Market!! Admission is \$20 before 9:00am and \$10 from 9:00am on. This is a Family Show, and Spouse and Children are free with one paid admission. There is free onsite parking.

Tablesides Silent Auctions Throughout The Show!

NEW VENUE!!!

Castleton

58 Enterprise Drive, Windham, NH 03087

Route 93 – New Hampshire Exit 3

PLEASE READ: Check the NEVEC website (www.nevec.org) for any last minute show updates and information.

For more info: www.nevec.org

Public Is
Welcome!



Tablesides
Silent
Auctions!



New Jersey Antique Radio Club's

Spring Swap Meet and Ham Fest



Parsippany PAL Building

33 Baldwin Road

Parsippany, NJ 07054

Just off Route 46,

Adjacent to Smith Field



Saturday March 18th, 2023



Refreshments Available

(40) 8 Foot Tables

\$30.00 for members

\$35.00 for non-members

Reserve Additional tables \$25.00

At the door \$30.00

Open to the Public

8am to 12 noon

Vendor setup at 7:15am

\$7.00 Entrance Fee

Club Donation

For Directions

Visit our website: www.njarc.org
or use your favorite phone app

33 Baldwin Road
Parsippany NJ 07054

Vendors Make Your Reservations Now!

Contacts:

President

Richard Lee

(914) 589-3751

radiorich@prodigy.net

Vice President

Sal Brisindi

(732) 857-7250

salb203@aol.com