

The Jersey Broadcaster

NEWSLETTER OF THE NEW JERSEY ANTIQUE RADIO CLUB

October 2023

Volume 29 Issue 10



The *Jersey Broadcaster* is distributed to members of the New Jersey Antique Radio Club via email as a PDF file. Back issues of many of our newsletters are available on the club's website:

www.njarc.org/broadcaster/

Meeting Notice

Our October meeting will be held on Friday, 10/13 at Bowen Hall, Princeton University. The Tech Talk will be "The Broadcasting Boom of 1922-1923" by Mike Molnar. The presentation will cover the story of the developments that made radio broadcasting boom from around a dozen stations on the air at the end of 1921 to several hundred by the end of 1923. For our non-local members and anyone else who is unable to make it to the meeting in person, the meeting will also be livestreamed at www.YouTube.com/@njarc.

Meeting Review

By Dave Sica

Our September meeting was "Bread Boarding in the Past and Today" was the topic of the Tech Talk at our September meeting. NJARC member Leo Assur discussed the original way that circuits were "breadboarded" during development, and demonstrated the various ways this process is done today.

The tools available include various prefabricated substrates with electrical connections pre-established to allow components to be plugged into the board along with jumpers and connectors used to configure the circuitry.

A recording of the meeting is available on the club's YouTube channel (www.YouTube.com/@njarc) as are recordings of many of our other "Tech Talk" presentations.

From the President's Workbench

Greetings Fellow Enthusiasts.

This is an interesting story that started back in May. My two car garage is located on a different street just below my house. I live on the lower side of a mountain, Clausland Mt. to be exact. As you all can understand, no car has parked in the garage for some 30 years; I'm an Antique Radio Collector.



So one sunny Spring day, I was taking inventory of all the radios, chassis, tubes and stuff that I've forgotten that I have, in my garage and I saw our Village Building Inspector, Charlie, across the street scolding a roofing contractor for not having a Building Permit. (In the 1980s, I had his job.) He turned around to say "Hi" to me, and was amazed by the amount of **stuff** I was surrounded by! He pointed to a nice original finish 1941 Firestone BC/SW tabletop model S-7403-7 and said "wow, is that radio for sale? How much would you want for it?" So I said "I'd think about it." Not knowing the chassis condition, I didn't want to commit to him.

Finally, I got around to it, but when I took off the back there was a surprise inside. A child's vintage "Matchbox" toy was jammed between the speaker and field coil! Inside the cast metal car body was stamped "1939 Mercedes Tootsie Toy USA."

I did a re-cap with Dicky Kaps and changed out a couple of out of tolerance resistors and it worked, but it had a serious alignment problem. This called for the "Wizard of Repair Clinics" to intervene! I asked Nevell Greenhough to investigate the problem at our Summer repair clinic. Armed with his Tiny SA Spectrum Analyzer, it didn't take him long to bring that 82 year old radio into the 21st century!

Calendar of Events

Check the calendar on our website for the latest information about upcoming events. Some key dates for upcoming events are:

October 13: NJARC meeting, Princeton NJ

October 10: DVHRC meeting, Telford PA

October 20: HARPS meeting, Suffern NY

November 13: DVHRC meeting, Telford PA

November 18: NJARC Fall Hamfest/SwapMeet,
Parsippany NJ

November 24: HARPS meeting, Suffern NY

December 9: NJARC Holiday Party, Jackson NJ

December 15: HARPS Holiday Party, Suffern NY

May 10-11: Kutztown Radio Show XLVIV

(Continued on next page)

THE JERSEY BROADCASTER is the newsletter of the New Jersey Antique Radio Club (NJARC) which is dedicated to preserving the history and enhancing the knowledge of radio and related disciplines. Dues are \$25 per year and meetings are held on the second Friday of each month either at InfoAge or at Princeton University. Neither the editor nor NJARC is liable for any other use of the contents of this publication other than for information.

PRESIDENT:

Richard Lee (914) 589-3751
radiorich@prodigy.net

VICE PRESIDENT:

Sal Brisindi (732) 308-1748
salb203@yahoo.com

SECRETARY:

(Position open)

TREASURER:

Harry Klancer (732) 238-1083
klancer2@comcast.net

NEWSLETTER EDITOR:

Dave Sica (732) 382-0618
newsletter@njarc.org

SERGEANT-AT-ARMS (WEST):

Darren Hoffman (732) 928-0594

SERGEANT-AT-ARMS (EAST):

(Rotating)

TRUSTEES:

Ray Chase (908) 757-9741

raydio862@verizon.net
Phil Vourtsis (732) 208-4284
philvourtsis@gmail.com

Bill Zukowski (732) 833-1224

njveg@optonline.net

TECHNICAL COORDINATOR:

Al Klase (908) 892-5465
ark@ar88.net

TUBE PROGRAM:

Al Klase tubes@njarc.org

SCHEMATIC PROGRAM:

Aaron Hunter (609) 267-3065
ahunter01@comcast.net

CAPACITOR PROGRAM:

Richard Lee (914) 589-3751
salb203@optonline.net

MUSEUM CURATOR:

Ray Chase (908) 757-9741

WEBSITE COORDINATOR:

Dave Sica webmaster@njarc.org

MEMBERSHIP SECRETARY:

Marsha Simkin (609) 660-8160
33 Lakeland Drive, Barnegat NJ 08005
mhsimkin@comcast.net

President's Workbench

(Continued)

A few weeks ago, I surprised the Building Inspector in his office with the Firestone radio **and** the vintage Matchbox Mercedes. We talked about the History of the world that was happening in 1941 and all of that heard on this vintage radio. We also speculated about a little boy sticking his toy car into the vent hole through the back of the radio... he would probably be in his 80s today!

Charlie was very grateful for the radio and the car. He offered me a handful of cash. I said no, but I did want a favor from him. I wanted him to "look the other way" because I planned on opening a Massage Parlor in my garage. He said "With a Happy Ending!?"

— Richard Lee, President NJARC



The Matchbox Mercedes wedged inside the radio



The Firestone radio and the Mercedes seeing the light of day, after many years stuck on a garage shelf

(continued on following page)

President's Workbench

(continued)



1939 Mercedes Matchbox car



Nevell attending to the alignment of the Firestone radio at our Summer clinics



Piermont Building Inspector, Charlie, receiving the 1941 Firestone radio and the 1939 Matchbox Mercedes

Admiral AM6 console restoration

By Bill Zukowski N2YEG

I finally completed restoring a radio - for me!


I picked up this Admiral console a few years ago, don't recall where, when or how much. Turns out, based on researching it, it's kind of rare and has a unique look. Cosmetically it's identical as the model AM3, but this one, AM6, has push pull 6L6s and two 5W4 rectifiers.

I'd see it every time I came down to the basement, and finally decided after all these years to tackle it.

My first job was to replace the broken fabric belt. I decided to tackle this before the electrical restoration, and it was a royal pain. I have a set of General Cement fabric belts, as does the club, but this belt was missing from both. Enter eBay. The tuning dial is a two needle clock type mechanism with three gears and two pulleys. After removing the dial from the chassis (and gears), it was necessary to disassemble the dial mechanism to replace the belt. Reattaching it to the variable capacitor gear assembly was another project. I used everything from ignition wrenches to tweezers to incantations. After final success it was off to the radio stuff.



Admiral chassis, front view



Capacitor gears



The radio in as-found condition

After eliminating any possible catastrophes, via a Variac and dim bulb tester, it just hummed.

Surprisingly most of the caps tested within 10% of their value, but did have high leakage; in the megohm range (didn't bother checking ESR). Likewise almost all of the resistors were off by 20% or greater.

Instead of a driver transformer to drive the push pull 6L6s, Admiral used a tapped choke. Perhaps it was a cost saving measure, but as they went for two rectifiers and push pull output, it's surprising.

As I progressed, the patient slowly came to life. My first problem was the eye tube. The schematic specifies a 6G5, which is equivalent to a 6U5. However, the 6U5 installed was as bright as a candle in the rain. After unsuccessfully trying to locate a bright 6U5, both in my meager inventory and the club's, Ray Chase provided me with a bright 6U5. Now here's something that I discovered. Normally, B+ goes to the plate of the eye tube, then a 1 meg resistor connects from the plate to the target. This set was **factory wired** with B+ going to the target, then to the plate through the resistor. So, I decided to "correct" that. What's that?! Now, no illumination of the tube! How's that possible? Well trying various tubes and repeated rewiring, I could only get the tube to illuminate with B+ going to the target. I spoke to a few tube savvy club members, who also couldn't explain this. So, I conceded, and left it wired "incorrectly" as specified, and it's a nice bright green. One of the mysteries of life.

I had other minor problems. The volume does not completely go to zero when the control is turned down. It looks like there might be leakage within the 2d detector/1st audio tube. Again tried numerous substitutions, the only change was the quiescent volume level, proportionate with the gain of the tube. OK, another mystery.

(continued on following page)

Admiral AM6 console restoration

(Continued)

Replaced the hideous grill cloth with something more appropriate and gave it a coat of Pledge Orange Oil, and it looks and sounds great. Fortunately the cabinet was in excellent condition. There was no label inside the cabinet, but there's a guy on Facebook that makes them. Printed it using the "Antique" option in my photo editor program to give it an off white look.

I have a friend who, when visiting, always asks me if I want to sell this radio. Now he really wants it!


Just waiting for my Talking House transmitter that I just ordered to arrive.



Dial belt pulley



Admiral AM6, restored



Reproduction label

By Marsha Simkin (continued from September 2023 issue)

List of Broadcasting Stations With Call Letters, or Frequencies

Address—Revised to October 4, 1924

At the present date not all the following stations have had the opportunity to investigate and subscribe to our Broadcasting Station Stamp Plan. In the inoperative future most of the Stations will undoubtedly be in position to furnish verification of their existence. However, if any Stations are not in position to do so, The Ekko Company will supply direct to the listener, a stamp bearing the call letters of that Station. Effort will be made to verify the claims of stations not having heard that particular Station, but the verification by it cannot be guaranteed in all cases.

Call Sign	LOCATION	NAME	Call Sign	LOCATION	NAME
KCAB	Chattanooga, Tenn.	Westinghouse E. & M. Co.	KFJH	Austin, Tex.	Liberty Telephone
KCBL	Cleveland, Ohio	Westinghouse E. & M. Co.	KFJL	Baltimore, Md.	Delaware Radio & Elec. Co.
KCFM	San Diego, Cal.	Newcomb Radio Co.	KFJN	Boston, Mass.	Radio City, Inc.
KCFR	San Francisco, Cal.	Newcomb Radio Co.	KFJO	Boston, Mass.	Radio City, Inc.
KCHS	San Francisco, Cal.	Newcomb Radio Co.	KFJP	Boston, Mass.	Radio City, Inc.
KCHS	San Francisco, Cal.	Newcomb Radio Co.	KFJQ	Boston, Mass.	Radio City, Inc.
KCHS	San Francisco, Cal.	Newcomb Radio Co.	KFJR	Boston, Mass.	Radio City, Inc.
KCHS	San Francisco, Cal.	Newcomb Radio Co.	KFJS	Boston, Mass.	Radio City, Inc.
KCHS	San Francisco, Cal.	Newcomb Radio Co.	KFJT	Boston, Mass.	Radio City, Inc.
KCHS	San Francisco, Cal.	Newcomb Radio Co.	KFJU	Boston, Mass.	Radio City, Inc.
KCHS	San Francisco, Cal.	Newcomb Radio Co.	KFJV	Boston, Mass.	Radio City, Inc.
KCHS	San Francisco, Cal.	Newcomb Radio Co.	KFJW	Boston, Mass.	Radio City, Inc.
KCHS	San Francisco, Cal.	Newcomb Radio Co.	KFJX	Boston, Mass.	Radio City, Inc.
KCHS	San Francisco, Cal.	Newcomb Radio Co.	KFJY	Boston, Mass.	Radio City, Inc.
KCHS	San Francisco, Cal.	Newcomb Radio Co.	KFJZ	Boston, Mass.	Radio City, Inc.
KCHS	San Francisco, Cal.	Newcomb Radio Co.	KFJA	Boston, Mass.	Radio City, Inc.
KCHS	San Francisco, Cal.	Newcomb Radio Co.	KFJB	Boston, Mass.	Radio City, Inc.
KCHS	San Francisco, Cal.	Newcomb Radio Co.	KFJC	Boston, Mass.	Radio City, Inc.
KCHS	San Francisco, Cal.	Newcomb Radio Co.	KFJD	Boston, Mass.	Radio City, Inc.
KCHS	San Francisco, Cal.	Newcomb Radio Co.	KFJE	Boston, Mass.	Radio City, Inc.
KCHS	San Francisco, Cal.	Newcomb Radio Co.	KFJF	Boston, Mass.	Radio City, Inc.
KCHS	San Francisco, Cal.	Newcomb Radio Co.	KFJG	Boston, Mass.	Radio City, Inc.
KCHS	San Francisco, Cal.	Newcomb Radio Co.	KFJH	Boston, Mass.	Radio City, Inc.
KCHS	San Francisco, Cal.	Newcomb Radio Co.	KFJI	Boston, Mass.	Radio City, Inc.
KCHS	San Francisco, Cal.	Newcomb Radio Co.	KFJJ	Boston, Mass.	Radio City, Inc.
KCHS	San Francisco, Cal.	Newcomb Radio Co.	KFJK	Boston, Mass.	Radio City, Inc.
KCHS	San Francisco, Cal.	Newcomb Radio Co.	KFJL	Boston, Mass.	Radio City, Inc.
KCHS	San Francisco, Cal.	Newcomb Radio Co.	KFJM	Boston, Mass.	Radio City, Inc.
KCHS	San Francisco, Cal.	Newcomb Radio Co.	KFJN	Boston, Mass.	Radio City, Inc.
KCHS	San Francisco, Cal.	Newcomb Radio Co.	KFJO	Boston, Mass.	Radio City, Inc.
KCHS	San Francisco, Cal.	Newcomb Radio Co.	KFJP	Boston, Mass.	Radio City, Inc.
KCHS	San Francisco, Cal.	Newcomb Radio Co.	KFJQ	Boston, Mass.	Radio City, Inc.
KCHS	San Francisco, Cal.	Newcomb Radio Co.	KFJR	Boston, Mass.	Radio City, Inc.
KCHS	San Francisco, Cal.	Newcomb Radio Co.	KFJS	Boston, Mass.	Radio City, Inc.
KCHS	San Francisco, Cal.	Newcomb Radio Co.	KFJT	Boston, Mass.	Radio City, Inc.
KCHS	San Francisco, Cal.	Newcomb Radio Co.	KFJU	Boston, Mass.	Radio City, Inc.
KCHS	San Francisco, Cal.	Newcomb Radio Co.	KFJV	Boston, Mass.	Radio City, Inc.
KCHS	San Francisco, Cal.	Newcomb Radio Co.	KFJW	Boston, Mass.	Radio City, Inc.
KCHS	San Francisco, Cal.	Newcomb Radio Co.	KFJX	Boston, Mass.	Radio City, Inc.
KCHS	San Francisco, Cal.	Newcomb Radio Co.	KFJY	Boston, Mass.	Radio City, Inc.
KCHS	San Francisco, Cal.	Newcomb Radio Co.	KFJZ	Boston, Mass.	Radio City, Inc.
KCHS	San Francisco, Cal.	Newcomb Radio Co.	KFJA	Boston, Mass.	Radio City, Inc.
KCHS	San Francisco, Cal.	Newcomb Radio Co.	KFJB	Boston, Mass.	Radio City, Inc.
KCHS	San Francisco, Cal.	Newcomb Radio Co.	KFJC	Boston, Mass.	Radio City, Inc.
KCHS	San Francisco, Cal.	Newcomb Radio Co.	KFJD	Boston, Mass.	Radio City, Inc.
KCHS	San Francisco, Cal.	Newcomb Radio Co.	KFJE	Boston, Mass.	Radio City, Inc.
KCHS	San Francisco, Cal.	Newcomb Radio Co.	KFJF	Boston, Mass.	Radio City, Inc.
KCHS	San Francisco, Cal.	Newcomb Radio Co.	KFJG	Boston, Mass.	Radio City, Inc.
KCHS	San Francisco, Cal.	Newcomb Radio Co.	KFJH	Boston, Mass.	Radio City, Inc.
KCHS	San Francisco, Cal.	Newcomb Radio Co.	KFJI	Boston, Mass.	Radio City, Inc.
KCHS	San Francisco, Cal.	Newcomb Radio Co.	KFJJ	Boston, Mass.	Radio City, Inc.
KCHS	San Francisco, Cal.	Newcomb Radio Co.	KFJK	Boston, Mass.	Radio City, Inc.
KCHS	San Francisco, Cal.	Newcomb Radio Co.	KFJL	Boston, Mass.	Radio City, Inc.
KCHS	San Francisco, Cal.	Newcomb Radio Co.	KFJM	Boston, Mass.	Radio City, Inc.
KCHS	San Francisco, Cal.	Newcomb Radio Co.	KFJN	Boston, Mass.	Radio City, Inc.
KCHS	San Francisco, Cal.	Newcomb Radio Co.	KFJO	Boston, Mass.	Radio City, Inc.
KCHS	San Francisco, Cal.	Newcomb Radio Co.	KFJP	Boston, Mass.	Radio City, Inc.
KCHS	San Francisco, Cal.	Newcomb Radio Co.	KFJQ	Boston, Mass.	Radio City, Inc.
KCHS	San Francisco, Cal.	Newcomb Radio Co.	KFJR	Boston, Mass.	Radio City, Inc.
KCHS	San Francisco, Cal.	Newcomb Radio Co.	KFJS	Boston, Mass.	Radio City, Inc.
KCHS	San Francisco, Cal.	Newcomb Radio Co.	KFJT	Boston, Mass.	Radio City, Inc.
KCHS	San Francisco, Cal.	Newcomb Radio Co.	KFJU	Boston, Mass.	Radio City, Inc.
KCHS	San Francisco, Cal.	Newcomb Radio Co.	KFJV	Boston, Mass.	

In February of 1927, the EKKO Company sent out a letter that outlined upcoming changes that were going to take place in the radio industry as well as their verification collections.

The public was informed that the government was going to have to act to regulate the broadcast industry. It warned that many stations currently on the air would be eliminated when this happened. It alerted them to the fact that if they wanted to keep their albums and collections up to date they would have to act quickly. It also provided suggestions on how to do this including the purchase of a revised album for \$1.00.

In a PS it also told them to send to the Government Printing Office for monthly lists for stations ownerships and addresses. The service was 25¢ for a year. It looked like their days of providing these lists were over.

(continued on p. 10)

EKKO and Other Radio Verification Stamps

(continued)

Some stations printed their own stamps.



KFI
Earle Anthony
Los Angeles CA




KFCB
Nielsen Radio Supply Co
Phoenix AZ




KFSO
Airfan Radio Corp
San Diego CA



KFCB
Nielsen Radio Supply Co
Phoenix AZ



KFCB
Nielsen Radio Supply Co
Phoenix AZ




KGEZ
Kalispell MT



KMOX
Voice of St. Louis
St. Louis MO




KOA
General Electric
Denver CO



KRE
Berkeley Daily Gazette
Berkeley CA



KSAT
SAT Broadcast Co
Ft. Worth TX



WAPI
Alabama Polytechnic
Institute, Auburn AL


(continued on following page)

EKKO and Other Radio Verification Stamps

(continued)



WHAS
Courier-Journal
Louisville Times
Louisville KY




WCOA
Municipal Broadcasting Sta
Pensacola FL



WHAD
Marquette University
Milwaukee Journal
Milwaukee WI



WPSK
Pennsylvania State College
State College PA



WSB
Atlanta Journal
Atlanta GA



WSM
National Life & Accident
Insurance Co
Nashville TN



WTIC
Travelers Insurance Co
Hartford CT



CKAC
La Presse
Montreal Quebec Canada



CKY
Manitoba Telephone System
Winnipeg Manitoba Canada

(continued on following page)

EKKO and Other Radio Verification Stamps

(continued)

Something that is successful often leads to copy-cats and the verification stamp craze was no exception. The P M Bryant Company, also from Chicago soon joined in. Their plan differed from the EKKO one in that they sold their stamps and album directly to the collectors who were too eager to correspond with the stations themselves. The stations were eliminated from the process as the listener already had the stamp and just had to paste it in the album when he heard the broadcast. This may be one of the reasons the EKKO Company eventually decided to sell directly to the public as well.

free

50 RADIO Stamps

Here is an amazingly easy way for you to have one of the popular Radio Stamp Albums. I will send you free, engraved stamps for any radio broadcasting station your set has received, up to 50. Then I will furnish you additional stamps for any station you wish at the rate of 10 stamps for 25c, 25 for 50c, 50 stamps for 75c, and 100 stamps for \$1.00. This is my offer to those who send for the new Bryant Stamp Album, which is substantially bound with heavy cloth back cover attractively printed in two colors. This means an easier way for you to keep the stamp record of all stations you receive on your set, without the delay and expense of sending to each station for its stamp. And this album furnishes you a permanent record, with log, dial stations, wave lengths, dates, cities, etc. Get your album and stamps today and start your radio stamp collection. Simply give me the list of stations whose stamps you want. Send \$1.75 with your name and address. Your money back if you are not more than satisfied.

P. M. BRYANT
Dept. 22, 366 Wrigley Bldg. Chicago, Illinois

New Way to Get Radio Stamps

Here is an amazing easy way for you to have one of the popular Radio Stamp Albums. I will send you free, engraved stamps for any radio broadcasting station your set has received, up to 50. Then I will furnish you additional stamps for any station you wish at the rate of 10 stamps for 25c, 25 for 50c, 50 stamps for 75c, and 100 stamps for \$1.00. This is my offer to those who send for the new Bryant Stamp Album, which is substantially bound with heavy cloth back cover attractively printed in two colors. This means an easier way for you to keep the stamp record of all stations you receive on your set, without the delay and expense of sending to each station for its stamp. And this album furnishes you a permanent record, with log, dial stations, wave lengths, dates, cities, etc. Get your album and stamps today and start your radio stamp collection. Simply give me the list of stations whose stamps you want. Send \$1.75 with your name and address. Your money back if you are not more than satisfied.

P. M. BRYANT
Dept. 14 366 Wrigley Bldg.
Chicago, Illinois

FREE RADIO STAMPS

100 beautiful copper etched American, Canadian, and European stamps, each with the call letters of a station. FREE with Ideal 48-page Radio Stamp Album and Log. Also contains complete list of stations both alphabetically and by call letters. As you hear new stations, just put the proper stamps in your album. Album and stamps become a permanent and interesting record of the stations you receive. You and your children will enjoy it. Complete album, 8"x11", heavy board covers, \$1 plus postage. **Send No Money**. Just pay postman after album and stamps arrive. We prepay postage if you prefer to pay with order. **MONEY REFUNDED if not DELIGHTED**. Send order today—NOW. Postal will do. IDEAL CO., Dept. 2219 366 Wrigley Bldg., Chicago



Another producer of verified reception stamps was Arthur Foerster, a Vice President of the Newark News Radio Club. His stamps were known as AFKO stamps. These were similar in design to EKKO stamps as they depicted a bald eagle flanked by two radio towers emitting lightning bolts. Listeners sent Foerster a reception report along with postage and a nickel for a radio stamp. AFKO stamps did not last long as they started in the middle to later 1930's and by then the hobby had run its course. Stamps were being sold and traded just to fill the albums. Radio technology was far more advanced and the appeal of listening to faraway stations was no longer noteworthy.



(continued on following page)

EKKO and Other Radio Verification Stamps

(continued)

A later form of the verified reception stamp was active into the 1980s. The Adventist Church created a program where the listener would send them information about broadcasts they had heard and they would receive a stamp. This also was short lived. These were imprinted with the letters QSL not verification of reception.



Recent auctions on Ebay show the continued popularity of verification stamps. A lot consisting of an EKKO album with over 500 stamps pasted in, the original mailer for the album and 2 radio logs sold for over \$3000. An album with about 260 stamps sold for \$1780.50 even though its covers were detached. Individual stamps seem to go for \$3.99 to over \$100.

A California auction house sold an accumulation of over 600 stamps in an album for over \$6000. This was far above the original auction estimate of \$2000-2500.

Just another thing else to look for!

Resources

Blommaert, LeRoy, From the Collections, www.edgewaterhistory.org/ehs/articles/v24-1-5
 De Neuf, Don, DX BroadcastMonitoring & EKKO Stamps, AWA Old Timer's Bulletin, 8/1988
 DXing - The Art of Listening to Distant Signals, The Canadian Communications Foundation, www.broadcasting-history.com/industry-government/dxing-art-listening-distant-signals
 EKKO Broadcasting Stamp Album
 EKKO Broadcasting Stamp Album - Broadcasters Edition
 EKKO Stamps,
 Gilbert, Wayne , An EKKO from our Past- -Mountain States Collector -3/97
 Gilbert, Wayne & Combs, Charles, EKKO, ECHO, EKKO, ECHO, Antique Radio Classified -June 1997
 Harmer-Schau Auction Galleries, Inc
 Hotchner, John M, EKKO Labels Acknowledged Radio Reception, Linn's Stamp News, 9/1993
 International Listener - 2/76
 Kneitel, Tom, Broadcasting's Greatest EKKO, Popular Communications, 4/86
 Lee, Bart, Radio Stamps, Journal of California Historical Radio Society, Fall, 1993
 Marsha Simkin, Collection
 Mueller, Barbara R, Philatelic Relics from Radio's Early Days--National Radio Club DX News 11/3/66
 Raynor, Les, Why Radio Stamps, ARCA Gazette, Spring 1990
 Riga, Bonnie & Roger, EKKO Stamps, www.cinderellas.info/columns/ekko/index.html
 Rhode Island Stamps and Covers - Cinderella Issues, Rhode Island Historical Society, Postal History Collection, www.thesaltsailor.com
 Rosen, Herbert, Radio Philatelia 1956
 Rubec, Clayron, George Shaw's Radio Stamps, Canadian Revenue Newsletter, June 2012
 Swaim, Don, EKKO Radio Verification Stamps, donswaim.com/wcbs-ekko-stamps.html
 Swain, Steve , Verified Reception Stamps – Part 1 - 2/2020, Part 2 - 3/2020, Postmark Atlanta - Atlanta Stamp Collector's Club
 The New Radio Stamp Fad, Radio News - February 1925
 Wonderful Western North Carolina: WWNC, specialcollections.buncombecounty.org/2017/05/30/www.dokufunk.org/virtual_museum/stamps/
www.ebay.com
www.en.wikipedia.org/wiki/Cinderella_stamp
www.radioworld.com/columns-and-views/ekko-stamps-recall-the-miracle
www.stampcommunity.org/topic.asp?TOPIC_ID=10051
www.wdrcobg.com/qsl.html
www.wnyc.org/https://www.wnyc.org/story/103310-radio-fad-collecting-verified-reception-stamps/
www.worthpoint.com/
 Zelbst, M, EKKO Stamps-www.reviews.ebay.com



New Jersey Antique Radio Club's

Fall Swap Meet and Ham Fest



Parsippany PAL Building

33 Baldwin Road

Parsippany, NJ 07054

Just off Route 46,

Adjacent to Smith Field



Saturday November 18th, 2023



Refreshments Available

(40) 8 Foot Tables

\$30.00 for members

\$35.00 for non-members

Reserve Additional tables \$25.00

At the door \$30.00

Open to the Public

8am to 12 noon

Vendor setup at 7:15am

\$7.00 Entrance Fee

Club Donation

For Directions

Visit our website: www.njarc.org

or use your favorite phone app

33 Baldwin Road

Parsippany NJ 07054

Vendors Make Your Reservation Now!

Contacts:

President

Richard Lee

(914) 589-3751

radiatorich@prodigy.net

Vice President

Sal Brisindi

(732) 857-7250

salb203@yahoo.com